



**Low energy LED solutions for
compliant emergency lighting**



Powering Business Worldwide



Energizing a world that demands more.

We deliver:

- **Electrical solutions** that use less energy, improve power reliability and make the places we live and work safer and more comfortable
- **Hydraulic and electrical solutions** that enable machines to deliver more productivity without wasting power
- **Aerospace solutions** that make aircraft lighter, safer and less costly to operate, and help airports operate more efficiently
- **Vehicle drivetrain and powertrain solutions** that deliver more power to cars, trucks and buses, while reducing fuel consumption and emissions

Discover today's Eaton.

Powering business worldwide

As a global power management company, we help customers worldwide manage the power needed for buildings, aircraft, trucks, cars, machinery and businesses.

Eaton's innovative technologies help customers manage electrical, hydraulic and mechanical power more reliably, efficiently, safely and sustainably.

We provide integrated solutions that help make energy, in all its forms, more practical and accessible.

With 2014 sales of \$22.6 billion, Eaton has approximately 100,000 employees around the world and sells products in more than 175 countries.

Eaton.com



Powering Business Worldwide

Welcome to Eaton's exciting new core emergency lighting collection - using high efficiency, long life LEDs throughout.

All products contained within this range have been developed or improved to meet the demanding needs of end users, specifiers and installers alike, assisting them in maintaining compliance with the latest emergency lighting regulations.

Our move towards LED technology is no accident as, when correctly engineered, it can deliver cost effective energy saving and efficient maintenance solutions, reducing risk as well as the total cost of ownership for the end user.

Installation time and maintenance continue to be high on the list for both installers and end users, so careful consideration has been given to reducing the cost and time associated with both of these matters; additional features such as first fix bases, multiple cable and conduit entry points, fast fit diffusers and legends abound.

This comprehensive range delivers fantastic performance across a multitude of new install or retrofit applications giving you choice and variety across all emergency lighting platforms, allowing you to protect people, assets and reputation for business continuity.

For Eaton's full range of mains and emergency lighting products visit www.cooper-ls.com

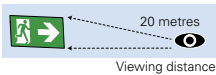


Emergency bulkhead luminaires

Zetalite 3 - multi-purpose LED luminaire

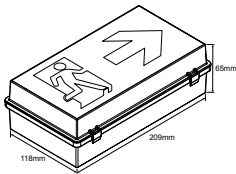
Zetalite 3 is a highly versatile emergency luminaire, suitable for use as escape route, open area anti-panic emergency lighting and external over door lighting to provide a safe egress from buildings. In addition, the Zetalite 3 is suitable for use as an exit sign with the application of the optional stick on legend – a double sided exit sign variant is also available (*see page 7*).

Zetalite 3 is specifically designed for optimal performance from an LED light source, resulting in exceptional performance, stunning uniformity and low energy usage at a traditional 8W bulkhead price point.



- Designed for performance - fewer install points
- Performance exceeds most 8W fluorescent - ideal retrofit product
- Can be operated in either maintained or non maintained mode for increased flexibility
- Suitable for indoor and outdoor use - rated to IP65
- Low maintenance 50K hours life (L80)
- Honeycomb drilling matrix aids retrofit installation
- Highly versatile - suitable for both wall and ceiling mounting
- Excellent uniformity which fully meets the needs of EN 1838
- ISO and Euro legend kits which meet all application needs

Dimensions



Catalogue numbers

Description	Cat No	Weight (kg)
Maintained/non-maintained 3hr	ZEL3ICEL	0.45
Single side legend panels		
Euro format self-adhesive legend kit	ZELLEG	0.05
ISO7010 format self-adhesive legend kit	ZELLEG-ISO	0.05

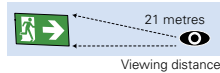
Note: Zetalite 3 is not provided with a switched input and therefore cannot be used in switched maintained mode with a remote supply to transfer between maintained and non-maintained mode.
* (not including Exit legend)

		Escape route 2m wide 1 lux min						Open (anti-panic) area 0.5 lux min			
Mode	Mounting height (m)	Lux level directly under									
Self-contained M	2.5	4.5	2.9	7.5	7.1	2.8		3.4	8.1	7.9	2.8
	2.8	3.8	2.9	7.8	7.4	2.9		3.5	8.5	8.3	2.9
	3.0	3.4	3.1	8.0	7.6	3.0		3.5	8.7	8.6	3.0
	4.0	2.0	2.6	8.5	8.2	2.6		3.4	9.8	9.6	2.6
	5.0	1.3	2.0	8.1	8.0	2.0		3.4	10.5	10.4	2.0

See Lighting Solutions catalogue for more options

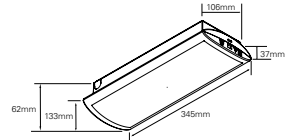
IP65	CLASS 2	BS EN 60598-2-22 EN 1838		3 YEAR WARRANTY
------	---------	-----------------------------	--	---------------------------

Ledus 16 - decorative LED bulkhead



- Attractive low profile design suits most environments
- Softer lit appearance with low glare
- Low maintenance 50K hours life (L80)
- ISO and Euro legend kits meet all application needs
- Can be operated in either maintained or non-maintained mode for increased flexibility

Dimensions



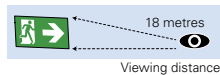
Catalogue numbers

Description	Cat No	Weight (kg)
LED bulkhead luminaire	O-LEDUS16-3H	0.81
Euro legend kit	LEDLEG	0.01
ISO7010 legend kit	LEDLEG-ISO	0.01

Luminaire Type	Mounting height (m)	Escape route 2m wide 1 lux min					Open (anti-panic) area 0.5 lux min			
		1-1	1-1	1-1	1-1	1-1	1-1	1-1	1-1	1-1
Self-contained NM	2.5	1.3	4.0	2.0	0.5		2.2	3.9	4.0	1.4
	3.0	1.5	3.1	-	-		2.5	4.2	4.3	1.5
	4.0	-	-	-	-		2.7	4.0	4.2	1.7

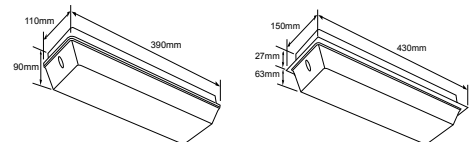
IP40	CLASS 2	BS EN 60598-2-22		3 YEAR WARRANTY
------	---------	------------------	--	------------------------

AG LED Bulkhead - vandal resistant LED bulkhead



- High impact diffuser secured with tamper resistant screws
- Tough diecast aluminium base with conduit entry
- Hinged geartray for speed of installation and maintenance
- High performance, low energy LEDs
- Can be operated in either maintained or non maintained mode for increased flexibility

Dimensions



Catalogue numbers

Description	Cat No	Weight (kg)
Maintained/non-maintained 3Hr	AGL3M	1.5
Euro legend kit	LEXSAM	0.05
ISO7010 legend kit	LEXSAM-ISO	0.05

Luminaire Type	Mounting height (m)	Escape route 2m wide 1 lux min					Open (anti-panic) area 0.5 lux min			
		1-1	1-1	1-1	1-1	1-1	1-1	1-1	1-1	1-1
Self-contained NM	2.5	1.8	5.6	4.7	1.5		2.0	5.4	4.4	1.6
	3.0	1.4	5.5	4.6	1.1		1.9	5.5	4.6	1.6
	4.0	-	-	-	-		1.6	5.5	4.6	1.3
M	2.5	1.5	5.2	4.2	1.2		1.8	5.1	4.2	1.5
	3.0	0.9	4.9	4.1	0.7		1.7	5.2	4.3	1.5
	4.0	-	-	-	-		1.2	5.0	4.2	1.0

See Lighting Solutions catalogue for more options


IP65	CLASS 1	BS EN 60598-2-22		3 YEAR WARRANTY
------	---------	------------------	--	------------------------

Emergency exit signs

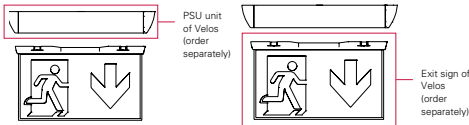
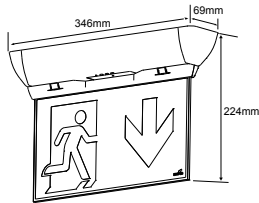
Velos - multi-purpose LED exit sign

The Velos emergency exit sign family, with its class leading performance and attractive modern styling, utilises cutting edge materials and LED light source for a functional yet stylish appearance in a variety of indoor applications.

The Velos family provide a common and consistent look and feel across a variety of mounting options to suit all situations.



Dimensions



- Modular construction for maximum flexibility
- First fix base and push fit connection, easy to install
- Comfortably meets the requirements of EN1838 using innovative legend panel material
- Low maintenance 50K hours life (L80)
- Can be operated in non-maintained or maintained mode for increased flexibility
- Available with 30m and 40m viewing distances to suit project needs

Catalogue numbers

Description	Cat No	Weight (kg)	Pictogram
PSU			
Maintained 3h NiCD	O-ESC-3H	0.55	
Legend Panel			
Euro left/right 30m	O-ESP-ELR	0.5	
Euro down/down 30m	O-ESP-EDD	0.5	
Euro up/up 30m	O-ESP-EUU	0.5	
Euro down/blank 30m	O-ESP-ED	0.5	
Euro up/blank 30m	O-ESP-EU	0.5	
ISO7010 down/down 30m	O-ESP-IDD	0.5	
ISO7010 up/up 30m	O-ESP-IUU	0.5	
ISO7010 left/right 40m	O-ESP40-ILR	0.85	
ISO7010 down/down 40m	O-ESP40-IDD	0.85	
ISO7010 up/up 40m	O-ESP40-IU	0.85	
ISO7010 down/blank 40m	O-ESP40-ID	0.85	
ISO7010 left/right 30m	O-ESP-ID	0.5	
ISO7010 left/right 30m	O-ESP-ILR	0.5	
Accessories			
Wall FLEXI joint	O-ESA-FLEX	0.05	
Rope suspension adjustable 150cm	O-ESA-RSA	0.1	

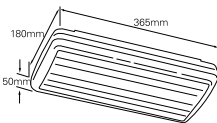
See Lighting Solutions catalogue for more options

IP20	CLASS 2	BS EN 60598-2-22 EN 1838	CE	3 YEAR WARRANTY
------	---------	-----------------------------	----	-----------------

Legendlite LED - wall mounted LED exit sign



Dimensions



- Ultra low profile design blends into most environments
- 50,000 hour LED source
- EN1838 compliant legend for uniformity of appearance
- Includes 4 part legend pack

Catalogue numbers

Description	Cat No	Weight (kg)
Maintained 3hr	LLEDM	0.8

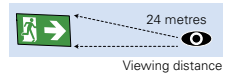
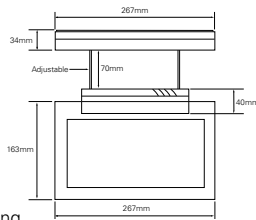
See Lighting Solutions catalogue for more options

IP20	CLASS 1	BS EN 60598-2-22 EN 1838	CE	3 YEAR WARRANTY
------	---------	-----------------------------	----	-----------------

VIA8 - decorative LED exit sign



Dimensions



- Modern contemporary styling
- 50,000 hour LED source (1W)
- EN1838 compliant legend
- Easy to install
- Luminaire and legend supplied as one unit

Catalogue numbers

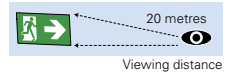
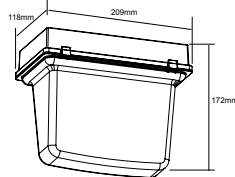
Legend Panel	Cat No	Weight (kg)	Euro Pictogram
Euro up arrow - double	VIA8U	1.1	
Euro down arrow - double	VIA8D	1.1	
Euro left/right arrow - double	VIA8LR	1.1	
ISO7010 up arrow - double	VIA8U-ISO	1.1	
ISO7010 down arrow - double	VIA8D-ISO	1.1	
ISO7010 left/right arrow - double	VIA8LR-ISO	1.1	

See Lighting Solutions catalogue for more options

IP20	CLASS 1	BS EN 60598-2-22 EN 1838	CE	3 YEAR WARRANTY
------	---------	-----------------------------	----	-----------------

Zetalite 3 - double sided LED exit sign

Dimensions



- Modern and highly versatile exit sign for use in a wide range of applications
- Can be operated in non-maintained or maintained mode for increased flexibility
- Suitable for indoor and outdoor use - rated to IP65
- Low maintenance 50k hours life (L80)

Catalogue numbers

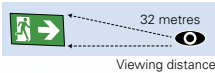
Description	Cat No	Weight (kg)
Double side exit sign		
Maintained/non-maintained 3hr*	ZEL3ICELDB	0.65
Double side legend panels		
Euro format double side legend kit	ZELLEGB	0.05
ISO7010 format double side legend kit	ZELLEGB-ISO	0.05

Note: Zetalite 3 is not provided with a switched input and therefore cannot be used in switched maintained mode with a remote supply to transfer between maintained and non-maintained mode.
* (not including Exit legend)

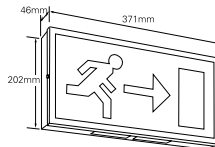
See Lighting Solutions catalogue for more options

IP65	CLASS 2	BS EN 60598-2-22 EN 1838	CE	3 YEAR WARRANTY
------	---------	-----------------------------	----	-----------------

Exit SE LED - wall mounted LED exit sign



Dimensions



Catalogue numbers

Description	Cat No	Weight (kg)	Euro Pictogram
Maintained/non-maintained 3hr	SELM3	1.0	
Legend Panel			
Euro up arrow	SELAU	0.1	
Euro down arrow	SELAD	0.1	
Euro left arrow	SELAL	0.1	
Euro right arrow	SELAR	0.1	
ISO7010 up arrow	SELAU-ISO	0.1	
ISO7010 down arrow	SELAD-ISO	0.1	
ISO7010 left arrow	SELAL-ISO	0.1	
ISO7010 right arrow	SELAR-ISO	0.1	

See Lighting Solutions catalogue for more options

IP20	CLASS 1	BS EN 60598-2-22 EN 1838	CE	3 YEAR WARRANTY
------	---------	-----------------------------	----	-----------------

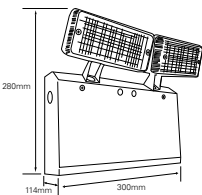


Gemini Junior LED - LED twinspace

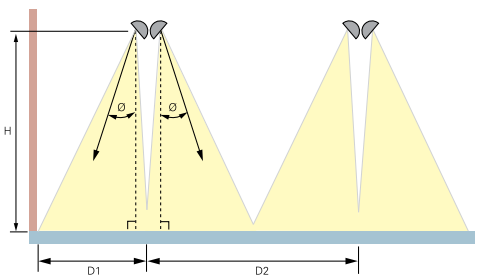


- Competitive LED beam projector unit to suit most budgets
- Exceptional performance
- Can be used for high risk task area applications
- NiCd batteries for reduced weight and carry handle for ease of install
- 20mm knock out on both sides for cable entry
- Multi-direction lamp heads for application flexibility

Dimensions



Mounting height - H (m)	Aiming angle - Ø	Spacing luminaire to wall - D1 (m)	Spacing between luminaires - D2 (m)
4	45°	7	17
6	40°	8	19.5
8	30°	7.5	18.5
10	25°	7.5	19
12	20°	7.5	18.5
14	20°	8	20
16	15°	6.5	18.5
18	15°	6	19
20	10°	4.5	16.6



Catalogue numbers

Description	Cat No	Weight (kg)
LED twinspace	GMRJLNM	2.1

IP20

CLASS 1

BS EN 60598-2-22



3 YEAR
WARRANTY



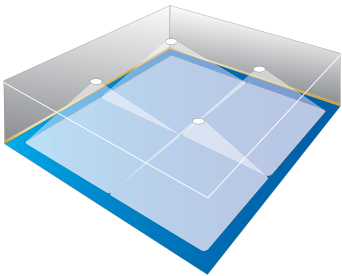
Recessed LED emergency luminaire

Halo-Pack 2 - high performance, wide spacing



- Ideally suited to open commercial areas, saving the need for expensive fluorescent conversions
- Also avoids the need for unsightly surface bulkheads
- Wide spacing performance - up to 12.5m
- Flush appearance appeals to wide audience

Open area spacing

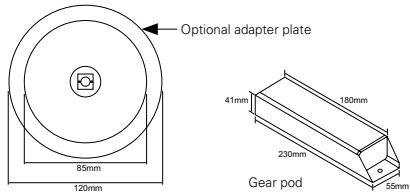


Mode	Mounting height (m)	Lux level directly under	Escape route 2m wide 1 lux min				Open (anti-panic) area 0.5 lux min			
Self-contained										
M	2.5	5.32	3.2	8.7	8.7	3.2	3.6	9.7	9.7	3.6
	2.8	5.00	3.3	9.0	9.0	3.3	3.7	10.0	10.0	3.7
	3.0	4.96	3.3	9.1	9.1	3.3	3.8	10.2	10.2	3.8
	4.0	2.40	3.1	9.3	9.3	3.1	3.9	11.3	11.3	3.9
	5.0	1.08	1.0	8.5	8.5	1.0	3.6	12.5	12.5	3.6



- Option to install into exposed grid or solid ceilings up to 100mm thick, as the gear pod fits through the installation aperture
- For exposed grid select the smaller cutout diameter and install gear pod through the hole
- For solid ceilings (deep void) select either cutout diameter depending on depth
- For solid ceilings (shallow void) select the larger cutout diameter and install the gear pod at an angle through the hole, utilising the optional adapter plate.

Dimensions



Catalogue numbers

Description	Cat No	Weight (kg)
Recessed non-maintained 3hr	HPLED3H	0.47

IP20	CLASS 2	BS EN 60598-2-22	CE	3 YEAR WARRANTY
------	---------	------------------	----	-----------------





Powering Business Worldwide

Eaton

Electrical Sector EMEA
Route de la Longeraie 7
1110 Morges, Switzerland

Eaton.eu

Eaton

Cooper Lighting and Safety Ltd
Wheatley Hall Road
Doncaster
South Yorkshire
DN2 4NB

Tel: +44 (0)1302 303303
Fax: +44 (0)1302 367155
Web: www.cooper-ls.com
Email: sales@cooper-ls.com

© 2015 Eaton

All Rights Reserved

Printed in UK

Publication No. CLS-CA451008EN

Article No. CLS-CC2898

October 2015

Eaton is a registered trademark
of Eaton Corporation.

All other trademarks are property
of their respective owners.