MODUS®

CZECH MANUFACTURER OF LIGHTING FITTINGS

Light fittings catalogue 2016-2017

Company registered office:

MODUS spol. s r. o.
Ovocný trh 572/11
110 00 **Praha**
Czech Republic

Sales department
Žižkova 273
252 25 **Jinočany**
Tel. +420 242 410 238, +420 242 410 232
Fax. +420 242 410 248
e-mail: trade@modus.cz
Czech Republic

U Kuchyňky 966
674 01 **Třebíč**
Tel. +420 565 651 551
Fax. +420 226 015 208
e-mail: prodejtr@modus.cz
Czech Republic

Sales promotion
Žižkova 273
252 25 **Jinočany**
Česká republika / **Czech Republic**
Tel. +420 242 410 235, +420 242 410 239
Fax. +420 242 410 248
e-mail: salesprom@modus.cz

Economical department
U Kuchyňky 966
674 01 **Třebíč**
Česká republika / **Czech Republic**
Tel. +420 565 651 540
Fax. +420 565 651 540
e-mail: modus@modus.cz

Production plant
Dubická 3274
470 01 **Česká Lípa**
Tel. +420 484 847 121
Fax. +420 484 847 125
e-mail: production@modus.cz

MODUS CATALOGUES

MODUS company, Czech manufacturer of lighting fittings, introducing production portfolio for conventional fitting - T8, T5 and discharge lamps.

In our offer you can see complet wide sortiment for office (louvre or cover fittings), industrial (IP20, IP65) and outside areas.

Of course, in today situation is more and more popular LED fittings, our LED fitting are listed in special catalogue. It is due a situation when changes are very oftern (due a better effectivity, etc...)

Also complet catalogue you can find at www.modus.cz

Light fittings catalogue



Led light fittings catalogue

General information
Unless noted otherwise, light fittings MODUS are delivered
- without lamps
- with capacitor (except for industrial fittings, which can be delivered as uncompensated fittings for light systems with central compensation).

Recessed fittings MODUS I, IN and IK are delivered without fixing clips for installation into gypsum plasterboard type ceiling. These clips have to be ordered extra as separate accessories.

MODUS light fittings, unless noted otherwise, are certificated for use in normal working conditions (ambient temperature t_A 25°C).

Recommendation:
We advise to use light fittings with high frequention electronic ballasts, eventually with dimmable electronic ballasts, in reference to possible savings of energy, comfort use and lower maintenance costs.

CONTENT

OPTICS SYSTEMS 4-5
I T5 6
I T8 8
IK 10
IK/IP54 11
IC 12
I ALU 13
I ALDPV 14
C ALDP 15
C INC, C KO, C KP 16
IN, IN2 17
ACCESSORIES 18
PLUG-IN SYSTEMS 19
LLX 20
LLX T5 21
LLY 22
LLY T5 24
LLY KO, KP 25
LL 26
F 28
EVAS 29
SLIM 30
SLIM/R 31
SLIM/Z 32
SLIM AS 33
KS 34
KSP 35
KL 36
KM 37
H 38
ARES Q 39
ARES 40
ARES/R 41
SPMA 42
SPMAK 43
SPMB 44

SPMBS 45

SPMC 46

SPMC 47

SPMR 48

BAREL 49

SPMV 50

SPME 51

SB 52

BRKL 53

TE 54

REF TE 55

TU 56

REF TU 57

Z 58

MEGA 60

V3 61

BELIO 62

BUTIC 63

VARIO/M 64

VARIO 65

CRONO 1, 2 66

CRONO 67

BAR 68

BON 69

AURIS 70

PARK RS 71

LV 72

LVN 73

LVS 74

NV G 75

NV PMMA 76

UK 77

SL, SLX 78

EMERGENCY LIGHTING 80

ZH 82

PROTECTION GRID 83

NOTES 83

LEGEND 84

MODUS OPTICS SYSTEMS



ALDP for lamps T5
- optics system category C2 reduced brightness under 200 cd/m2 in angles above 60°.
- parabolic longitudinal reflectors
- parabolic cross blades are closed for higher efficiency

version
- brightly polished aluminium (ALDP)
- matt aluminium (MATDP)
- super reflectans brightly polished aluminium MIRO (M4DP)
- fittings with this louver are designed for offices, spaces with screens and spaces with high requirements for glare control



ALDP for lamps T8
- optics system category C2 reduced brightness under 200 cd/m2 in angles above 60°.

parabolic longitudinal reflectors version
- brightly polished aluminium (ALDP)
- matt aluminium (MATDP)
- super reflectans brightly polished aluminium MIRO (M4DP)
- fittings with this louver are designed for offices, spaces with screens and spaces with high requirements for glare control



AL
- parabolic longitudinal reflectors of brightly polished aluminium cross blades of matt aluminium fittings with this louver are designed for general spaces, as offices, shops, schooll classes, etc.



ALMAT
parabolic longitudinal reflectors of matt aluminium cross blades of matt aluminium fittings with this louver are designed for general spaces, as offices, shops, schooll classes, etc.

More information at our website www.moduslighting.eu. Due our continuing program of product development data can be changed without notice.

MODUS OPTICS SYSTEMS



ALS
- parabolic longitudinal reflectors of brightly polished aluminium cross blades of matt aluminium with tree pattern fittings with this louver are designed for general spaces, as offices, shops, schooll classes, etc.



B
- parabolic longitudinal reflectors of white painted aluminium cross blades of white painted aluminium fittings with this louver are designed for shops, corridors, sanitary facilities, etc.



KO, KP
- opal or prizmatic cover fittings with cover are designed for corridors, sanitary facilities, shops, etc.

KO, KP IP54
- opal or prizmatic cover with aluminium frame and gasket covers can be ordered separatelly also, they are substituable with standard louvre fittings with cover are designed for kitchens, sanitary facilities, etc.

I T5

LUMINAIRE VERSION A

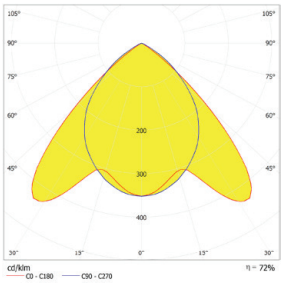

I414ALDP

I414ALDPA

I414BA

Recessed louvre fittings for T5 lamps

Body:
White painted (RAL 9003) metal sheet

Optic (&):
ALDP - double parabolic louvre category C2 of highly polished aluminium
M4DP - double parabolic louvre category C2 of highly polished ALANOD MIRO aluminium
MATDP - double parabolic louvre category C2 of mat aluminium
AL - parabolic louvre of high polished aluminium with mat aluminium cross blades
ALMAT - parabolic louvre of mat aluminium
B - white parabolic louvre

Wiring (#):
EP - high frequention ballast HFB (standard)
EPSA - HFB analogue dimmabe (1-10 V)
EPSD - HFB digital dimmable TRIDONIC ECO
EPSDD - HFB digital dimmable DALI
MULTIWATT - universal HFB for T5 lamps

Application:
Recessed fitting for installation into false ceiling with visible supporting structure (600x600/625x625 modules) or gypsum plasterboard-type ceiling.
These fittings are recommended for offices, for lighting areas with high requirements for light and glare control.

Accessories:
Fixing clips for installation into gypsum plasterboard – 54214.
Reduction frame for installing light fitting module 600 into false ceiling module 625.

Versions (@):
600 - for 600 module
625 - for 625 module
ISO - external connection board ISODOM
KIT - external connection board BJB
K - with WIELAND connector
F - with flexible cor
NZ - emergency pack
EP2 - double-circuit wiring
Y - perforated cover
RAL9006 - luminaire finished in RAL9006

Typ	W	Modul 600			Modul 625			kg
		A	B	□	A	B	□	
I114(24) &#@	1x14(24)	596	184	576x164	622	200	602x180	1,5
I214(24) &#@	2x14(24)	596	296	576x276	622	310	602x290	1,9
I314(24) &#@	3x14(24)	596	596	576x576	622	622	602x602	3,7
I414(24) &#@	4x14(24)	596	596	576x576	622	622	602x602	3,7
I128(54) &#@	1x28(54)	1196	184	1176x164	1246	200	1226x180	2,6
I228(54) &#@	2x28(54)	1196	296	1176x276	1246	310	1226x290	3,7
I328(54) &#@	3x28(54)	1196	596	1176x576	1246	622	1226x602	6,5
I428(54) &#@	4x28(54)	1196	596	1176x576	1246	622	1226x602	6,5
I135(49,80) &#@	1x35(49,80)	1496	184	1476x164	1546	200	1526x180	3,5
I235(49,80) &#@	2x35(49,80)	1496	296	1476x276	1546	310	1526x290	4,5
I335(49,80) &#@	3x35(49,80)	1496	596	1476x576	1546	622	1526x602	8,5
I435(49,80) &#@	4x35(49,80)	1496	596	1476x576	1546	622	1526x602	8,5

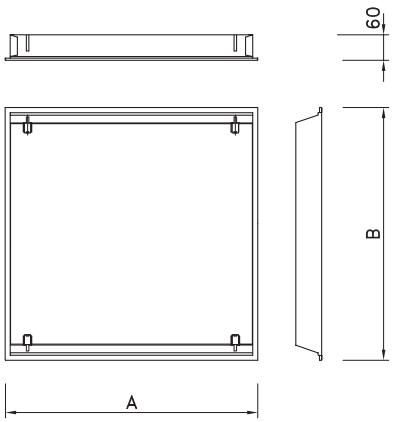

More information at our website www.moduslighting.eu. Due our continuing program of product development data can be changed without notice.

Luminaires design available

Luminaire version B

Luminaire version C

Luminaire version D

Available versions of I T5 luminaires:

		T5 14W, 24W				T5 28W, 54W				T5 35W, 49W, 80W			
		1x	2x	3x	4x	1x	2x	3x	4x	1x	2x	3x	4x
ALDP MATDP M4DP	A	+	+	+	+	+	+	+	+	+	+	+	+
	B	-	-	-	+	-	-	-	+	-	-	-	-
	C	-	+	+	+	-	+	+	+	-	+	+	+
	D	-	-	-	+	-	-	-	+	-	-	-	-
AL B ALMAT	A	+	+	+	+	+	+	+	+	+	+	+	+
	B	-	-	-	+	-	-	-	+	-	-	-	-
	C	-	+	+	+	-	+	+	+	-	-	-	-
	D	-	-	-	+	-	-	-	+	-	-	-	-

I T8

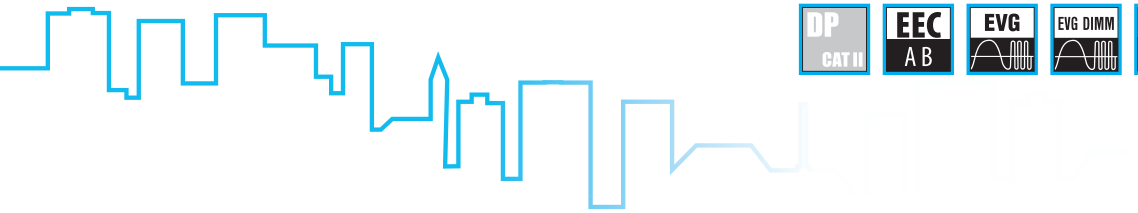

I418ALDP

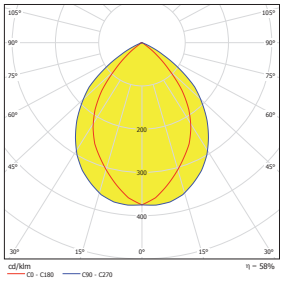

I418ALDP

Recessed louvre fittings for T8 lamps

Body:
White painted (RAL 9003) metal sheet

Optic (&):
ALDP - double parabolic louvre category C2 of highly polished aluminium
MATDP - double parabolic louvre category C2 of mat aluminium
AL - parabolic louvre of highly polished aluminium with mat aluminium cross blues
ALMAT - parabolic louvre of mat aluminium
B - white parabolic louvre
ALS - parabolic louvre of highly polished aluminium with mat-ribbed cross blades
ALSMAT - parabolic louvre of mat aluminium with mat-ribbed cross blades

Wiring (#):
compensated, ballast cat. B (standard)
EP - high frequention ballast HFB
EPSA - HFB analogue dimmabe (1-10 V)
EPSD - HFB digital dimmable TRIDONIC ECO
EPSDD - HFB digital dimmable DALI

Application:
Recessed light fitting for installation into false ceiling with visible supporting structure (600x600/625x625 modules) or gypsum plasterboard.

Accessories:
Fixing clips for installation into gypsum plasterboard – 54214.
Reduction frame for installing light fitting module 600 into false ceiling module 625.

Versions (@):
600 - for 600 module
625 - for 625 module
ISO - external connection board ISODOM
KIT - external connection board BJB
K - with WIELAND connector
F - with flexible cord
NZ - emergency pack
OK - double-circuit wiring

For more info see pages 18-19.

T8	W	Modul 600			Modul 625			kg
		A	B		A	B		
I118 &#@	1x18	596	184	576x164	622	184	602x164	2,1
I218 &#@	2x18	596	296	576x276	622	310	602x290	2,5
I318 &#@	3x18	596	596	576x576	622	622	602x602	4,8
I418 &#@	4x18	596	596	576x576	622	622	602x602	4,9
I136 &#@	1x36	1196	184	1176x164	1246	184	1226x164	2,9
I236 &#@	2x36	1196	296	1176x276	1246	310	1226x290	4,9
I336 &#@	3x36	1196	596	1176x576	1246	622	1226x602	9,1
I436 &#@	4x36	1196	596	1176x576	1246	622	1226x602	9,5
I158 &#@	1x58	1496	184	1476x164	1546	184	1526x164	3,9
I258 &#@	2x58	1496	296	1476x276	1546	310	1526x290	6,1
I458 &#@	4x58	1496	596	1476x576	1546	622	1526x602	12,0

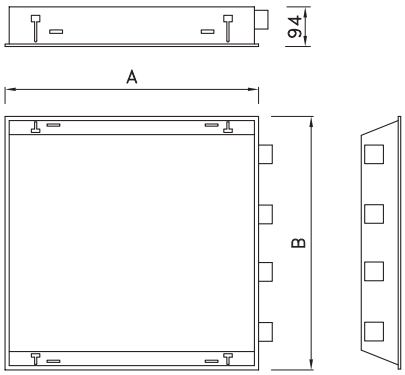

More information at our website www.moduslighting.eu. Due our continuing program of product development data can be changed without notice.

Optic system of IT8



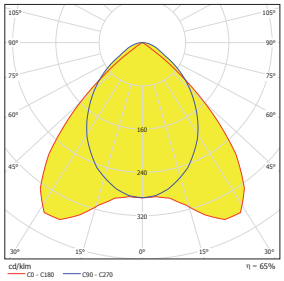

AL



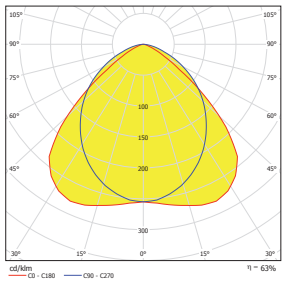

ALMAT

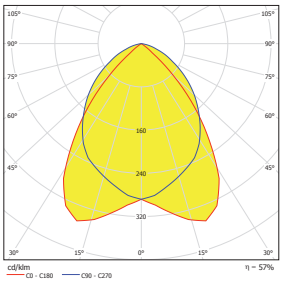

ALS

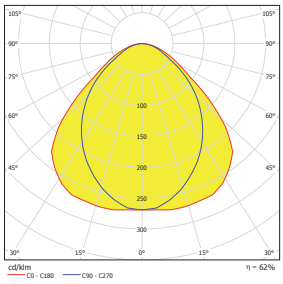

B

IK



IKP418

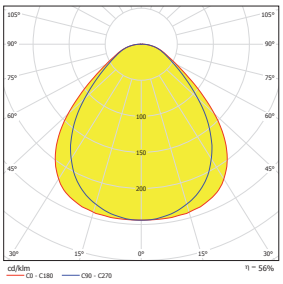

IKP418



IKO228

Recessed fittings with cover, IP40

Body:
White painted (RAL 9003) metal sheet

Optic:
KO - opal PET cover
KP - prizmatic PET cover

Wiring (#):
compensated, ballast cat. B (standard)
EP - high frequention ballast HFB (standard for T5 lamps fittings)
EPSA - HFB analogue dimmabe (1-10 V)
EPSD - HFB digital dimmable TRIDONIC ECO
EPSDD - HFB digital dimmable DALI

Application:
Recessed light fitting for installation into false ceiling with visible supporting structure (600x600/625x625 modules) or gypsum plasterboard.

Accessories:
Fixing clips for installation into gypsum plasterboard – 542141.
Reduction frame for installing light fitting module 600 into false ceiling module 625.

Versions (@):
600 - for 600 module
625 - for 625 module
ISO - external connection board ISODOM
KIT - external connection board BJB
K - with WIELAND connector
F - with flexible cord
NZ - emergency pack
OK - double-circuit wiring

For more info see pages 18-19.

Typ	W	Modul 600			Modul 625			kg
		A	B	□	A	B	□	
IKO(P)118 #@	1x18	596	184	576x164	x	x	x	2,1
IKO(P)218 #@	2x18	596	296	576x276	x	x	x	2,5
IKO(P)318 #@	3x18	596	596	576x576	622	622	602x602	4,8
IKO(P)418 #@	4x18	596	596	576x576	622	622	602x602	4,9
IKO(P)136 #@	1x36	1196	184	1176x164	x	x	x	2,9
IKO(P)236 #@	2x36	1196	296	1176x276	x	x	x	4,9
IKO(P)158 #@	1x58	1496	184	1476x164	x	x	x	3,9
IKO(P)258 #@	2x58	1496	296	1476x276	x	x	x	6,1
IKO(P)214 (24) #@	2x14(24)	596	296	576x276	622	310	602x290	2,2
IKO(P)314 (24) #@	3x14(24)	596	596	576x576	622	622	602x602	4,0
IKO(P)414 (24)#@	4x14(24)	596	596	576x576	622	622	602x602	4,0
IKO(P)128 (54) #@	1x28(54)	1196	184	1176x164	1246	200	1226x180	2,7
IKO(P)228 (54) #@	2x28(54)	1196	296	1176x276	1246	310	1226x290	4,4
IKO(P)135 (49,80) #@	1x35(49,80)	1496	184	1476x164	1546	200	1526x180	3,6
IKO(P)235 (49,80) #@	2x35(49,80)	1496	296	1476x276	1546	310	1526x290	5,5

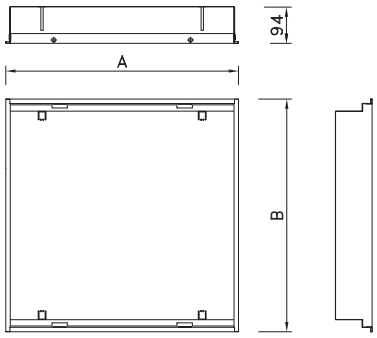

More information at our website www.moduslighting.eu. Due our continuing program of product development data can be changed without notice.

IK/IP54



I418KP/IP54

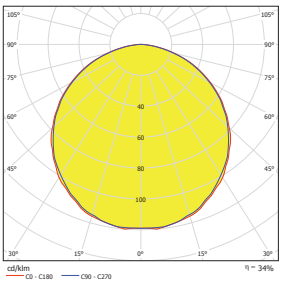

I418KO IP54

I418KP/IP54

Recessed fittings with cover, IP54

Body:
White painted (RAL 9003) metal sheet

Optic:
KO - opal cover, eloxal aluminium frame
KP - prizmatic cover, eloxal aluminium frame

Wiring (#):
compensated, ballast cat. B (standard for T8 lamps fittings)
EP - high frequention ballast HFB (standard for T5 lamps fittings)
EPSA - HFB analogue dimmabe (1-10 V)
EPSD - HFB digital dimmable TRIDONIC ECO
EPSDD - HFB digital dimmable DALI

Application:
Recessed light fitting for installation into false ceiling with visible supporting structure (600x600/625x625 modules) or gypsum plasterboard.

Accessories:
Fixing clips for installation into gypsum plasterboard – 54214.

Versions (@):
600 - for 600 module
625 - for 625 module
ISO - external connection board ISODOM
KIT - external connection board BJB
K - with WIELAND connector
F - with flexible cord
NZ - emergency pack
OK - double-circuit wiring

Notes:
Luminaire meets IP54 protection when installed on a ceiling, on a user side. The upper part of the luminaire (hidden above the ceiling) has IP20 protection

For more info see pages 18-19.

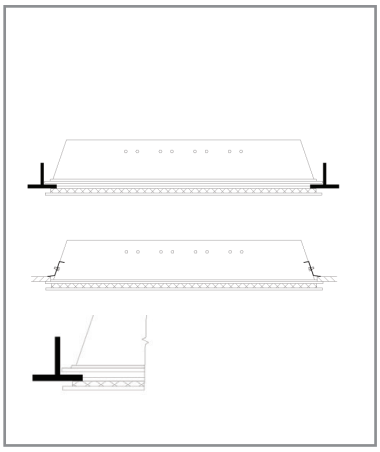

Typ	W	Modul 600			Modul 625			C	kg
		A	B	□	A	B	□		
I318KO(P)#@/IP54	3x18	596	596	576x576	622	622	602x602	94	4,8
I418KO(P)#@/IP54	4x18	596	596	576x576	622	622	602x602	94	4,9
I236KO(P)#@/IP54	2x36	1196	296	1176x276	1246	310	1226x290	94	4,9
IKO(P)314 (24) #@/ IP54	3x14(24)	596	596	576x576	622	622	602x602	60	4,0
I414 (24) #@/IP54	4x14(24)	596	596	576x576	622	622	602x602	60	4,0
I228 (54) #@/IP54	2x28(54)	1196	296	1176x276	1246	310	1226x290	60	4,4

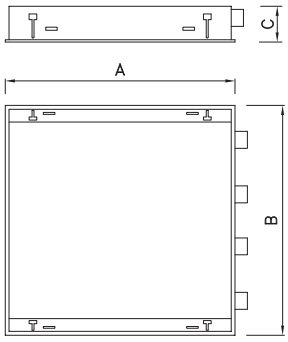

IC

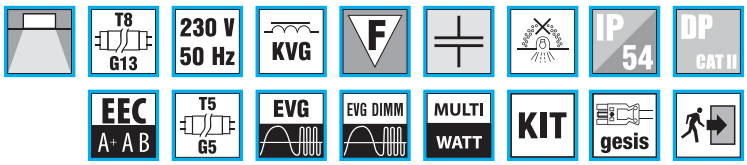

IC418ALDP

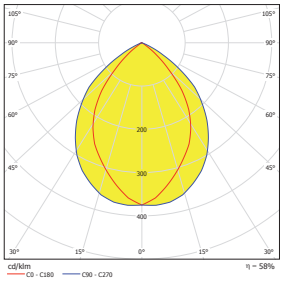

IC418ALDP



Recessed louvre fittings with cover, IP54

Body:
White painted (RAL 9003) metal sheet

Optic:
ALDP - double parabolic louvre category C2 of highly polished aluminium, clear fire resistant PET cover with eloxal aluminium frame
MATDP - double parabolic louvre category C2 of mat aluminium, clear fire resistant PET cover with eloxal aluminium frame

Wiring (#):
compensated, ballast cat. B (standard for T8 lamps fittings)
EP - high frequention ballast HFB (standard for T5 lamps fittings)
EPSA - HFB analogue dimmabe (1-10 V)
EPSD - HFB digital dimmable TRIDONIC ECO
EPSDD - HFB digital dimmable DALI

Application:
Recessed light fitting for installation into false ceiling with visible supporting structure (600x600/625x625 modules) or gypsum plasterboard.
Recommended for use in laboratories, hospitals, food industry,…

Accessories:
Fixing clips for installation into gypsum plasterboard – 54214.

Versions (@):
600 - for 600 module
625 - for 625 module
ISO - external connection board ISODOM
KIT - external connection board BJB
K - with WIELAND connector
F - with flexible cord
NZ - emergency pack
OK - double-circuit wiring

Notes:
Luminaire meets IP54 protection when installed on a ceiling, on a user side. The upper part of the luminaire (hidden above the ceiling) has IP20 protection

For more info see pages 18-19.

Typ	W	Modul 600			Modul 625			kg
		A	B	□	A	B	□	
IC418 &#@	4x18	596	596	576x576	622	622	602x602	4,9
IC236 &#@	2x36	1196	296	1176x276	1246	310	1226x290	4,9
IC414(24) &#@	4x14 (24)	596	596	576x576	622	622	602x602	4,2

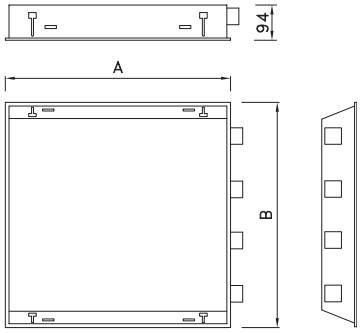

More information at our website www.moduslighting.eu. Due our continuing program of product development data can be changed without notice.

I ALU

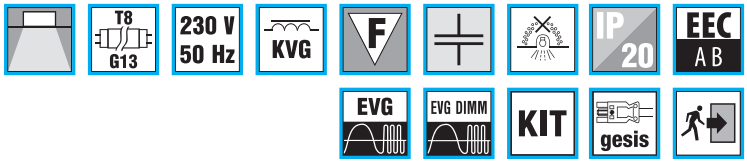

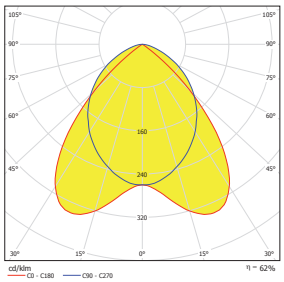

I418ALU

I418ALU

Recessed louvre fittings for T8 lamps

Body:
White painted (RAL 9003) metal sheet

Optic:
ALU - parabolic louvre of highly polished aluminium with mat aluminium cross blades

Application:
Recessed light fitting for installation into false ceiling with visible supporting structure (600x600/625x625 modules) or gypsum plasterboard.

Wiring (#):
compensated, ballast cat. B (standard)
EP - high frequention ballast HFB
EPSA - HFB analogue dimmabe (1-10 V)
EPSD - HFB digital dimmable TRIDONIC ECO
EPSDD - HFB digital dimmable DALI

Accessories:
Fixing clips for installation into gypsum plasterboard – 54214.
Reduction frame for installing light fitting module 600 into false ceiling module 625.

Versions (@):
600 - for 600 module
K - with WIELAND connector
F - with flexible cord
NZ - emergency pack

For more info see pages 18-19.

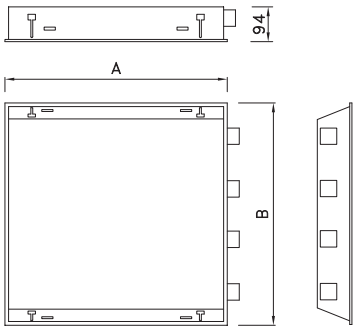

Typ	W	Modul 600			kg
		A	B	▢	
I418ALU#@	4x18	596	596	576x576	4,9

I ALDPV



I414ALDPV

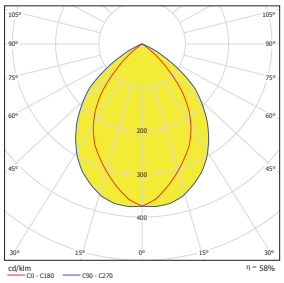

I414ALDPV

Recessed louvre fittings for T5 lamps

Body:
White painted (RAL 9003) metal sheet

Optic:
ALDP - double parabolic louvre category C2 of highly polished aluminium

Wiring (#):
EP - high frequention ballast HFB (standard)
MULTIWATT - universal HFB for T5 lamps

Application:
Recessed light fitting for installation into false ceiling with visible supporting structure (600x600/625x625 modules) or gypsum plasterboard.

Accessories:
Fixing clips for installation into gypsum plasterboard – 54214.
Reduction frame for installing light fitting module 600 into false ceiling module 625.

Versions (@):
600 - for 600 module
625 - for 625 module
ISO - external connection board ISODOM
KIT - external connection board BJB
K - with WIELAND connector
F - with flexible cord
NZ - emergency pack

For more info see pages 18-19.

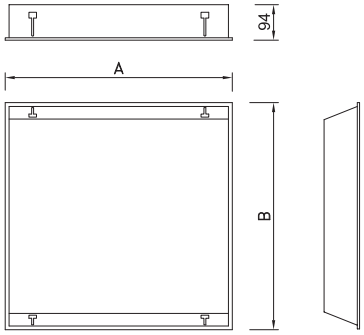

Typ	W	Modul 600			Modul 625			kg
		A	B	□	A	B	□	
I414(24)ALDP@	4x14 (24)	596	596	576x576	622	622	602x602	4,9

More information at our website www.moduslighting.eu. Due our continuing program of product development data can be changed without notice.

C ALDP

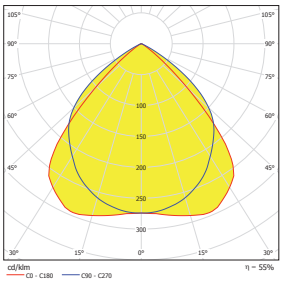

C255ALDP

C255ALDP

Recessed direct / indirect fittings

Body:
White painted (RAL 9003) metal sheet

Optic (&):
ALDP - double parabolic louvre category C2 of highly polished aluminium, white reflectors
MATDP - double parabolic louvre category C2 of mat aluminium, white reflectors
Perforated wings along the louvre

Wiring (#):
EP - high frequention ballast HFB (standard)
EPSA - HFB analogue dimmabe (1-10 V)
EPSD - HFB digital dimmable TRIDONIC ECO
EPSDD - HFB digital dimmable DALI
MULTIWATT - universal HFB for T5 lamps

Application:
Recessed fitting for installation into false ceiling with visible supporting structure (600x600/625x625 modules). These fittings are recommended for offices, for lighting areas with high requirements for light and glare control.

Accessories:
Reduction frame for installing light fitting module 600 into false ceiling module 625.

Versions (@):
600 - for 600 module
625 - for 625 module
ISO - external connection board ISODOM
F - with flexible cord
NZ - emergency pack
EP2 - double-circuit wiring

For more info see pages 18-19.

Typ		W	Modul 600		Modul 625		kg
			A	B	A	B	
C140 &#@	TC-L	1x40	596	596	622	622	3,7
C240 &#@	TC-L	2x40	596	596	622	622	3,7
C155 &#@	TC-L	1x55	596	596	622	622	3,7
C255 &#@	TC-L	2x55	596	596	622	622	3,7
C214(24) &#@	T5	2x14	596	596	622	622	2,6
C414(24) &#@	T5	4x14(24)	596	596	622	622	3,7
C255/214(24) &#@	TC-L + T5	2x55 + 2x14(24)	596	596	622	622	6,5

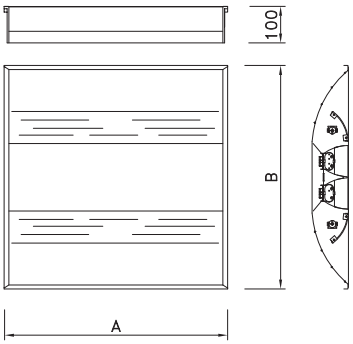

C INC, C KO, C KP

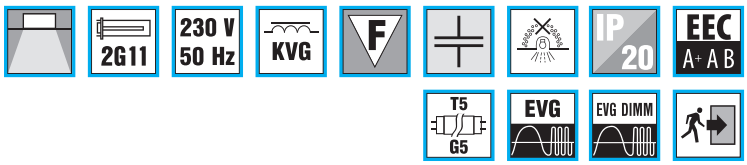

C255INC

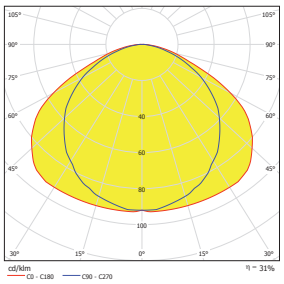

C255INC



C255KP



Recessed indirect fittings

Body:
White painted (RAL 9003) metal sheet

Optic (&):
INC - perforated lamps cover, white painted reflectors
KO - opal cover , white painted reflectors
KP - prizmatic cover, white painted reflectors

Wiring (#):
compensated, ballast cat. B (with lamps TC-L 36 or 40W only)
EP - high frequention ballast HFB (standard)
EPSA - HFB analogue dimmabe (1-10 V)
EPSD - HFB digital dimmable TRIDONIC ECO
EPSDD - HFB digital dimmable DALI
MULTIWATT - universal HFB for T5 lamps

Application:
Recessed fitting for installation into false ceiling with visible supporting structure (600x600/625x625 modules).

Accessories:
Reduction frame for installing light fitting module 600 into false ceiling module 625.

Versions (@):
600 - for 600 module
625 - for 625 module
ISO - external connection board ISODOM
F - with flexible cord
NZ - emergency pack
EP2 - double-circuit wiring

For more info see pages 18-19.

C INC

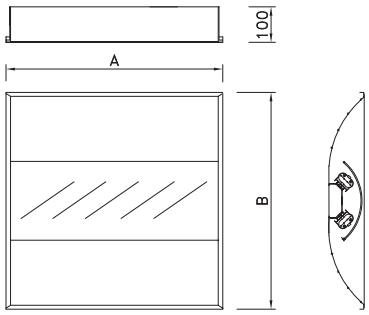

C KO

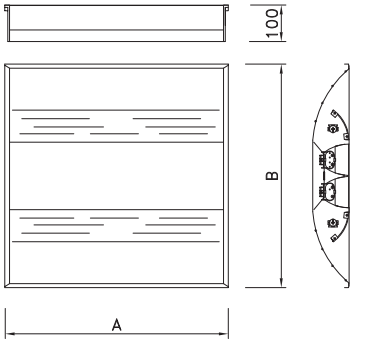

Typ		W	Modul 600		Modul 625		kg
			A	B	A	B	
C136INC #@	TC-L	1x36	596	596	622	622	3,7
C236INC #@	TC-L	2x36	596	596	622	622	3,7
C140 &#@	TC-L	1x40	596	596	622	622	3,7
C240 &#@	TC-L	2x40	596	596	622	622	3,7
C155 &#@	TC-L	1x55	596	596	622	622	3,7
C255 &#@	TC-L	2x55	596	596	622	622	3,7
C214(24) &#@	T5	2x14(24)	596	596	622	622	2,6
C414(24)KO(P) #@	T5	4x14(24)	596	596	622	622	3,7
C255/214(24)KO(P) #@	TC-L + T5	2x55 + 2x14(24)	596	596	622	622	6,5

More information at our website www.moduslighting.eu. Due our continuing program of product development data can be changed without notice.

IN, IN2

INC236



IN2C236



INA

INB

Recessed indirect fittings

Body:
White painted (RAL 9003) metal sheet

Optic (&):
A - closed cover with central perforated stripe , white painted reflectors
B - closed cover , white painted reflectors
C - perforated lamp cover , white painted reflectors

Wiring (#):
compensated, ballast cat. B (standard for 36W lamps)
EP - high frequention ballast HFB (standard for 55W or T5 lamps)
EPSA - HFB analogue dimmabe (1-10 V)
EPSD - HFB digital dimmable TRIDONIC ECO
EPSDD - HFB digital dimmable DALI

Application:
Recessed light fitting for installation into false ceiling with visible supporting structure (600x600/625x625 modules) or gypsum plasterboard.

Accessories:
Fixing clips for installation into gypsum plasterboard – 542141.
Reduction frame for installing light fitting module 600 into false ceiling module 625.

Versions (@):
600 - for 600 module
ISO - external connection board ISODOM
KIT - external connection board BJB
K - with WIELAND connector
F - with flexible cord
NZ - emergency pack

For more info see pages 18-19.

IN

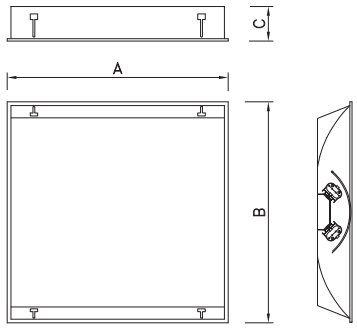

IN2

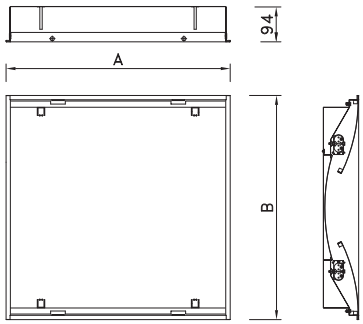

Typ		W	Modul 600			kg
			A	B		
IN&136600 #@	TC-L	1x36	596	596	576x576	4,0
IN&236600 #@	TC-L	2x36	596	596	576x576	4,0
IN&140600 #@	TC-L	1x40	596	596	576x576	4,0
IN&240600 #@	TC-L	2x40	596	596	576x576	4,0
IN&155600 #@	TC-L	1x55	596	596	576x576	3,7
IN&255600 #@	TC-L	2x55	596	596	576x576	3,7
IN&114(24)600 #@	T5	1x14(24)	596	596	576x576	3,7
IN&214(24)600 #@	T5	2x14(24)	596	596	576x576	3,7
IN2C236600 #@	TC-L	2x36	596	596	576x576	4,0
IN2C240600 #@	TC-L	2x40	596	596	576x576	3,7
IN2C255600 #@	TC-L	2x55	596	596	576x576	3,7
IN2C214(24)600 #@	T5	2x14(24)	596	596	576x576	3,7

ACCESSORIES MODUS I



Reduction frame
Reduction frame for installing light fitting module 600 into false ceiling module 625.
Only for 3x18 (14)W or 4x18 (14)W versions.



Fire resistant cover
Fire resistant cover for recessed fittings MODUS.
Only for recessed fittings 600x600 mm, 600x1200 mm a 300x1200 mm (or analogic in module 625)
This set has fire endurance 120 min.

Typ	Modus I
OZKRYTTL020	4x18/4x14
OZKRYTTL041	2x36/2x28(54)
OZKRYTTL436	4x36/4x28(54)

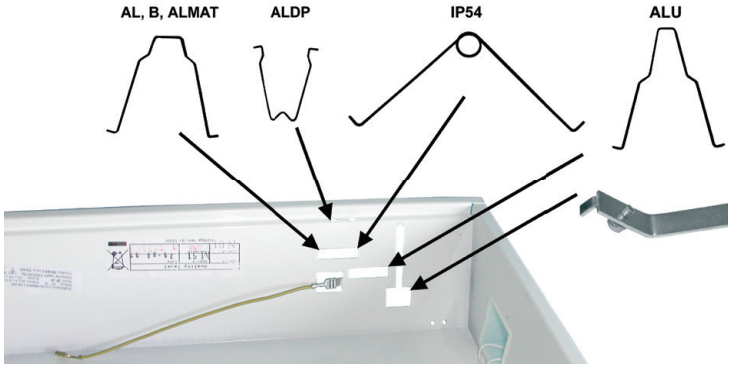

Types of springs used for MODUS I T8



Clips set for MODUS I
Fixing clips set for installation of recessed fittings into gypsum plasterboard type ceiling. The set isn't a component part of light fitting, it has to be ordered by extra order.

Order code	Type	Name	Usable for luminares
1000004004	54214	Set of short clips	MODUS I, MODUS IN
1000004003	542141	Set of long clips	MODUS IK, MODUS IN2

More information at our website www.moduslighting.eu. Due our continuing program of product development data can be changed without notice.

PLUG-IN SYSTEMS MODUS I, IK, IN

KIT
Special version of recessed fittings with lamps and external 5-poles terminal board (BJB box). This box enables to connect electricity cable from outside without a connector. To keep the louvre clear are the fittings covered by plastic.



ISO
Special version of recessed fittings with lamps and external terminal board ISODOM. This enables to connect electricity cable from outside without a connector. The fittings are covered by plastic to keep the louvre clear.
ISO3 for 1-phasis through wiring
ISO5 for 3-phasis through wiring or for 1-phasis through wiring of dimmable fittings



K
The fitting is equipped with 3-poles connector GESSIS recessed in a body. The basic version of fitting (labelled K) has 1 male connector. For a continuous assembly (through wiring) can be the fitting equipped with TT connector with 1 input (male) and 1 output (female) – this version is labelled 2K in the fitting code.



F
The fitting is equipped with 2 m flexible cord 3x1,5 mm^2 with standard plug. We can change the lenght of the cable or type of the plug (UK, WAGO, GESIS,..) on request.

LLX

LLX236AL

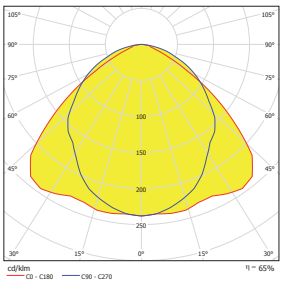

LLX236AL



LLX418ALDP

Surface mounted light fittings for T8 lamps

Body:
White painted (RAL 9003) metal sheet

Optic (&):
AL - parabolic louver of highly polished aluminium with mat aluminium cross blades
B - white parabolic louver
ALDP2 - double parabolic louvre category C2 of highly polished aluminium
MATDP - double parabolic louvre category C2 of mat aluminium

Wiring (#):
compensated, ballast cat. B (standard)
EP - high frequention ballast HFB
EPSA - HFB analogue dimmabe (1-10 V)
EPSD - HFB digital dimmable TRIDONIC ECO
EPSDD - HFB digital dimmable DALI

Application:
These light fittings can be used as surface mounted or pendant.

Accessories:
Tube suspension
Cord suspension ZH22
Protection grid OM

Versions (@):
NZ - emergency pack
OK - double-circuit wiring
RAL9006 - surface finnished in RAL 9006

Note:
Surface mounted style of installation is recommended. When light fittings are suspended, they should be hung by 4 cords or tubes.
Fittings equipped by magnatic balast are recommended for industrial use only.

T8	W	A	B	X	Y	kg
LLX118 &#@	1x18	650	170	340	-	2,3
LLX218 &#@	2x18	650	266	340	180	2,7
LLX318 &#@	3x18	650	362	340	250	4,3
LLX418 &#@	4x18	650	457	340	360	4,7
LLX136 &#@	1x36	1260	170	950	-	3,9
LLX236 &#@	2x36	1260	266	950	180	4,8
LLX336 &#@	3x36	1260	362	950	250	7,6
LLX436 &#@	4x36	1260	457	950	360	8,6
LLX158 &#@	1x58	1560	170	1250	-	4,7
LLX258 &#@	2x58	1560	266	1250	180	6,6
LLX458 &#@	4x58	1560	457	1250	360	11,9

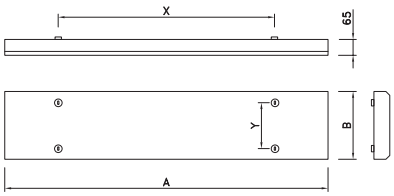

More information at our website www.moduslighting.eu. Due our continuing program of product development data can be changed without notice.

LLX T5

LLX228ALDP

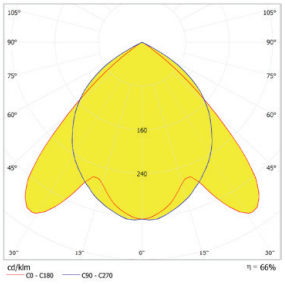

LLX228ALDP

Surface mounted light fittings for T5 lamps

Body:
White painted (RAL 9003) metal sheet

Optic (&):
ALDP - double parabolic louvre category C2 of highly polished aluminium
MATDP - double parabolic louvre category C2 of mat aluminium
AL - parabolic louver of highly polished aluminium with mat aluminium cross blades
B - white parabolic louver

Wiring (#):
EP - high frequention ballast HFB (standard)
EPSA - HFB analogue dimmabe (1-10 V)
EPSD - HFB digital dimmable TRIDONIC ECO
EPSDD - HFB digital dimmable DALI
MULTIWATT - universal HFB for T5 lamps

Application:
These light fittings can be used as surface mounted or suspended.

Accessories:
Tube suspension
Cord suspension ZH22
Protection grid OM

Versions (@):
NZ - emergency pack
OK - double-circuit wiring
RAL9006 - surface finnished in RAL 9006

Note:
Surface mounted style of installation is recommended. When light fittings are suspended, they should be hung by 4 cords or tubes.

	W	A	B	X	Y	kg
LLX114 (24) &#@	1x14 (24)	610	153	300	-	1,7
LLX214 (24) &#@	2x14 (24)	610	238	300	150	2,6
LLX414 (24) &#@	4x14 (24)	610	410	300	330	3,4
LLX128 (54) &#@	1x28 (54)	1210	153	900	-	3,0
LLX228 (54) &#@	2x28 (54)	1210	238	900	150	4,0
LLX328 (54) &#@	3x28(54)	1210	324	900	235	5,0
LLX135 (49, 80) &#@	1x35 (49, 80)	1510	153	1200	-	4,0
LLX235 (49, 80) &#@	2x35 (49, 80)	1510	238	1200	150	5,5

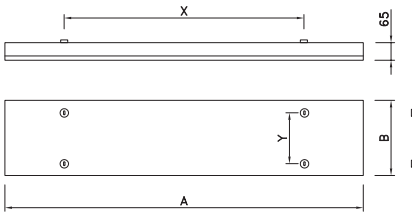

LLY

LLY236AL

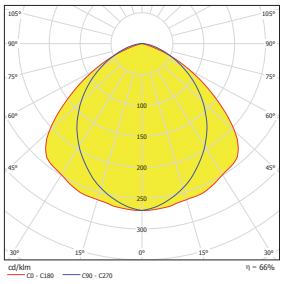

LLY236AL



LLY418AL

LLYS236ALDP

Surface mounted light fittings

Body:
White painted (RAL 9003) metal sheet

Optic (&):
AL - parabolic louver of highly polished aluminium with mat aluminium cross blades
B - white parabolic louver
ALDP2 - double parabolic louvre category C2 of highly polished aluminium
MATDP - double parabolic louvre category C2 of mat aluminium

Wiring (#):
compensated, ballast cat. B (standard)
EP - high frequention ballast HFB
EPSA - HFB analogue dimmabe (1-10 V)
EPSD - HFB digital dimmable TRIDONIC ECO
EPSDD - HFB digital dimmable DALI

Application:
These light fittings can be used as surface mounted or pendant.

Accessories:
Tube suspension
Cord suspension ZH22
Protection grid OM

Versions (@):
NZ - emergency pack
OK - double-circuit wiring
RAL9006 - surface finnished in RAL 9006

Note:
Surface mounted style of installation is recommended. When light fittings are suspended, they should be hung by 4 cords or tubes.
Fittings equipped by magnatic balast are recommended for industrial use only.

	W	A	B	X	Y	kg
LLY118 &#@	1x18	650	170	340	-	2,3
LLY218 &#@	2x18	650	265	340	180	2,7
LLY318 &#@	3x18	650	360	340	270	4,3
LLY418 &#@	4x18	650	650	340	400	4,7
LLY136 &#@	1x36	1260	170	950	-	3,9
LLY236 &#@	2x36	1260	265	950	180	4,8
LLY336 &#@	3x36	1260	360	950	270	7,6
LLY436 &#@	4x36	1260	650	950	400	8,6
LLY158 &#@	1x58	1560	170	1250	-	4,7
LLY258 &#@	2x58	1560	265	1250	180	6,6
LLY458 &#@	4x58	1560	650	1250	400	11,9

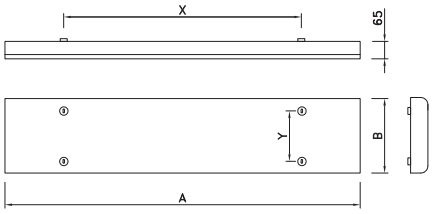

More information at our website www.moduslighting.eu. Due our continuing program of product development data can be changed without notice.

Optics systems LLY fittings

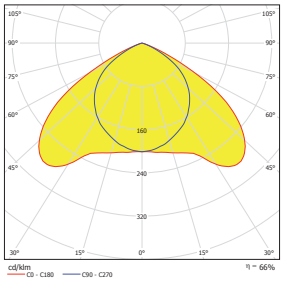

ALDP2

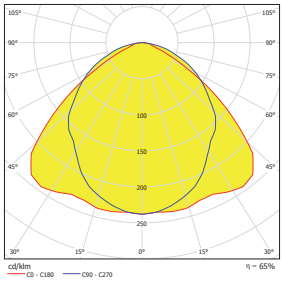

AL



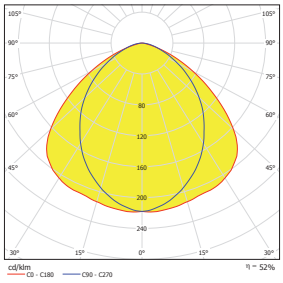

ALMAT

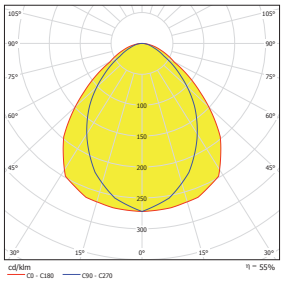

B

LLY T5



LLY228ALDP

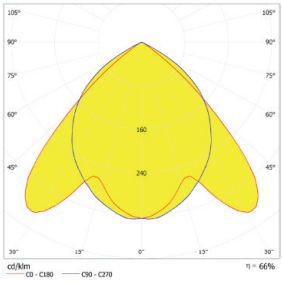

LLX228ALDP



LLY214ALDPB

Surface mounted light fittings for T5 lamps

Body:
White painted (RAL 9003) metal sheet

Optic (&):
ALDP - double parabolic louvre category C2 of highly polished aluminium
MATDP - double parabolic louvre category C2 of mat aluminium
AL - parabolic louver of highly polished aluminium with mat aluminium cross blades
B - white parabolic louver

Wiring (#):
EP - high frequention ballast HFB (standard)
EPSA - HFB analogue dimmabe (1-10 V)
EPSD - HFB digital dimmable TRIDONIC ECO
EPSDD - HFB digital dimmable DALI
MULTIWATT - universal HFB for T5 lamps

Application:
These light fittings can be used as surface mounted or suspended.

Accessories:
Tube suspension
Cord suspension ZH22
Protection grid OM

Versions (@):
NZ - emergency pack
OK - double-circuit wiring
RAL9006 - surface finnished in RAL 9006

Note:
Surface mounted style of installation is recommended. When light fittings are suspended, they should be hung by 4 cords or tubes.
Fittings signed „B" (2x14, 4x14) have square shape of body.

	W	A	B	X	Y	kg
LLY114 (24) &#@	1x14 (24)	610	153	380	-	1,7
LLY214 (24) &#@	2x14 (24)	610	238	380	150	2,6
LLY214 (24) &#@B	2x14 (24)	610	610	380	400	3,4
LLY414 (24) &#@	4x14 (24)	610	610	300	370	3,4
LLY128 (54) &#@	1x28 (54)	1210	153	900	-	3,0
LLY228 (54) &#@	2x28 (54)	1210	238	900	150	4,0
LLY135 (49, 80) &#@	1x35 (49, 80)	1510	153	1200	-	4,0
LLY235 (49, 80) &#@	2x35 (49, 80)	1510	238	1200	150	5,5

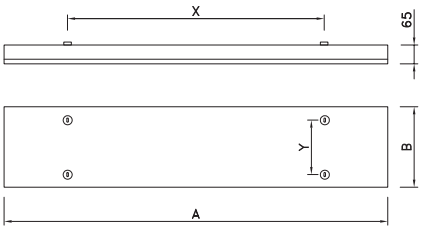

More information at our website www.moduslighting.eu. Due our continuing program of product development data can be changed without notice.

LLY KO, KP



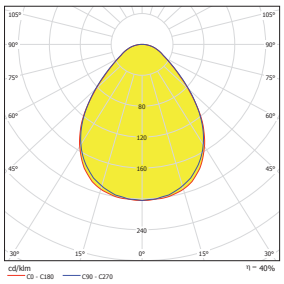

LLY236KP

LLY236KP



LLY418KO

Surface mounted light fittings with cover

Body:
White painted (RAL 9003) metal sheet

Optic (&):
KO - opal cover
KP - prizmatic cover

Wiring (#):
compensated, ballast cat. B (standard)
EP - high frequention ballast HFB
EPSA - HFB analogue dimmabe (1-10 V)
EPSD - HFB digital dimmable TRIDONIC ECO
EPSDD - HFB digital dimmable DALI

Application:
These light fittings can be used as surface mounted or suspended.

Accessories:
Tube suspension
Cord suspension ZH22
Protection grid OM

Versions (@):
NZ - emergency pack
OK - double-circuit wiring
RAL9006 - surface finnished in RAL 9006

Note:
Surface mounted style of installation is recommended. When light fittings are suspended, they should be hung by 4 cords or tubes.
Fittings equipped by magnatic balast are recommended for industrial use only.

T8	W	A	B	X	Y	kg
LLY118 &#@	1x18	650	170	340	0	2,3
LLY218 &#@	2x18	650	266	340	180	2,7
LLY418 &#@*	4x18	650	650	400	400	4,7
LLY418 &1#@	4x18	650	650	400	400	4,7
LLY136 &#@	1x36	1260	170	950	0	3,9
LLY236 &#@	2x36	1260	266	950	180	4,8
LLY436 &#@*	4x36	1260	650	1000	400	8,6
LLY158 &#@	1x58	1560	170	1250	0	4,7
LLY258 &#@	2x58	1560	266	1250	180	6,6

T5	W	A	B	X	Y	kg
LLY214 (24) &#@	2x14 (24)	610	238	300	150	2,6
LLY414(24) &#@*	4x14 (24)	610	610	300	370	4,7
LLY414(24) &1#@	4x14 (24)	610	610	300	370	4,7
LLY128 (54) &#@	1x28 (54)	1210	153	900	-	3,0
LLY228 (54) &#@	2x28 (54)	1210	238	900	150	4,0
LLY135 (49, 80) &#@	1x35 (49, 80)	1510	153	1200	-	4,0
LLY235 (49, 80) &#@	2x35 (49, 80)	1510	238	1200	150	5,5

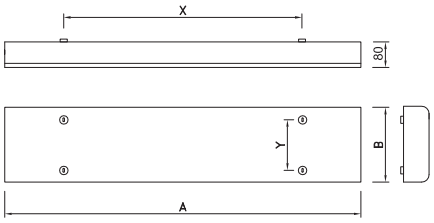

* - bipartite cover

LL

LL236AL

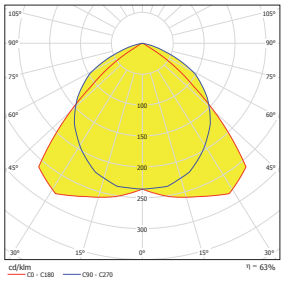

LL258AL

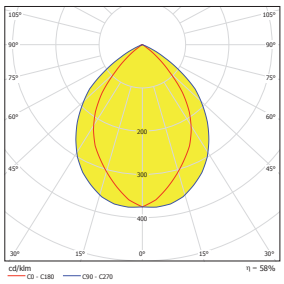

LL418ALDP



LL418ALDP

Surface mounted light fittings for T8 lamps

Body:
White painted (RAL 9003) metal sheet, plastic corners

Optic (&):
AL - parabolic louver of highly polished aluminium with mat aluminium cross blades
B - white parabolic louver
ALDP - double parabolic louvre category C2 of highly polished aluminium
MATDP - double parabolic louvre category C2 of mat aluminium

Wiring (#):
compensated, ballast cat. B (standard)
EP - high frequention ballast HFB
EPSA - HFB analogue dimmabe (1-10 V)
EPSD - HFB digital dimmable TRIDONIC ECO
EPSDD - HFB digital dimmable DALI

Application:
These light fittings can be used as surface mounted or suspended.

Accessories:
Tube suspension
Cord suspension ZH22
Protection grid OM

Versions (@):
NZ - emergency pack
OK - double-circuit wiring

Note:
Surface mounted style of installation is recommended. When light fittings are suspended, they should be hung by 4 cords or tubes.

	W	A	B	X	Y	kg
LL118 &#@	1x18	660	210	450	-	1,8
LL218 &#@	2x18	660	330	465	215	2,5
LL318 &#@	3x18	660	660	450	250	4,7
LL418 &#@	4x18	660	660	450	300	4,9
LL136 &#@	1x36	1278	210	850	-	2,9
LL236 &#@	2x36	1278	330	850	215	4,9
LL336 &#@	3x36	1278	660	850	250	8,8
LL436 &#@	4x36	1278	660	850	250	9,5
LL158 &#@	1x58	1578	210	1250	-	3,9
LL258 &#@	2x58	1578	330	1250	215	6,1
LL358 &#@	3x58	1578	660	1250	250	12,5
LL458 &#@	4x58	1578	660	1250	300	14,1

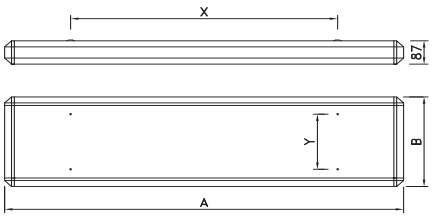

More information at our website www.moduslighting.eu. Due our continuing program of product development data can be changed without notice.

Optics systems LL fittings



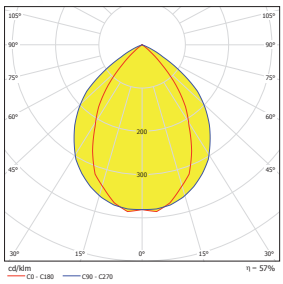

ALDP



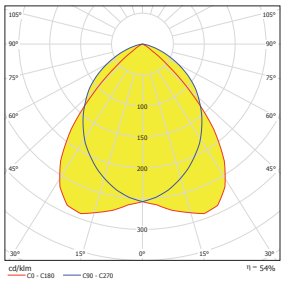

AL

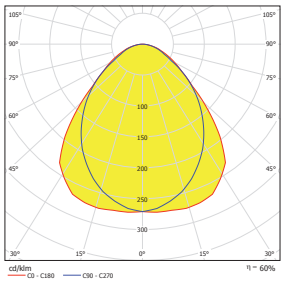

ALMAT



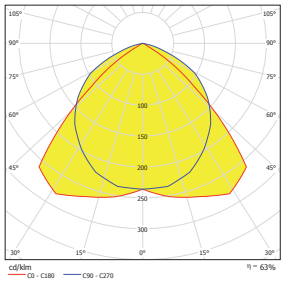

B

T5 G5 | 230 V 50 Hz | EVG | F | IP 20 | DP CAT II | EEC A+ A B | EVG DIMM | MULTI WATT

F235ALDP

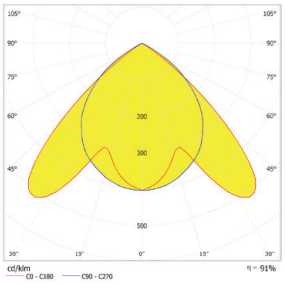

F414M4DP

F414ALDP

F414 WITH HOLDERS SET

HOLDERS SET



Surface mounted / partially recessed light fittings

Body:
White painted (RAL 9003) metal sheet

Optic (&):
ALDP - double parabolic louvre category C2 of highly polished aluminium
MATDP - double parabolic louvre category C2 of mat aluminium
M4DP - double parabolic louvre category C2 of highly polished aluminium

Wiring (#):
EP - high frequention ballast HFB (standard)
EPSA - HFB analogue dimmabe (1-10 V)
EPSD - HFB digital dimmable TRIDONIC ECO
EPSDD - HFB digital dimmable DALI
MULTIWATT - universal HFB for T5 lamps

Application:
These light fittings can be used as surface mounted or partially recessed into false ceiling with visible supporting structure (600x600 module) or gypsum plasterboard-type ceiling using holders set.
Fittings are recommended for offices, for lighting areas with high requirements for light and glare control.

Accessories:
Holders set 16720040001 for 2-lamps fittings
Holders set 16740040001 for 4-lamps fittings

Versions (@):
NZ - emergency pack
EP2 - double-circuit wiring
RAL9006 - surface finnished in RAL 9006

Surface installation

	W	A	B	X	Y	kg
F414 (24) &#@	4x14(24)	620	620	500	170	4,5
F228 (54) &#@	2x28(54)	1220	370	1040	140	7,0
F235(49, 80) &#@	2x35(49, 80)	1520	370	1340	140	8,2

Recessed installation - cut-out dimensions

	W	G	H	*
F414 (24) &#@	4x14(24)	580	580	16740040001
F228 (54) &#@	2x28(54)	1180	270	16720040001
F235(49, 80) &#@	2x35(49, 80)	1480	270	16720040001

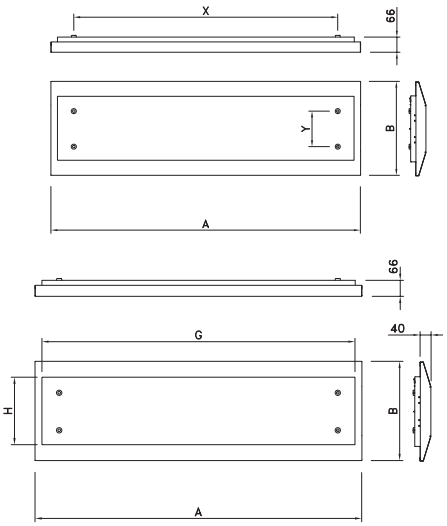

More information at our website www.moduslighting.eu. Due our continuing program of product development data can be changed without notice.

EVAS





EVAS128ALDP

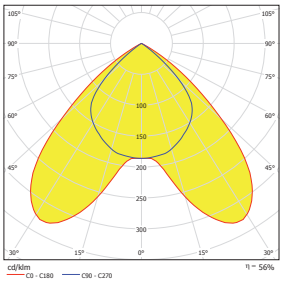

EVAS128ALDP

Surface mounted light fittings for T5 lamps

Body:
Grey painted (RAL 9007) metal sheet

Optic (&):
ALDP - microlouvre category C2 of highly polished aluminium
MATDP - microlouvre category C2 of mat aluminium

Wiring (#):
EP - high frequention ballast HFB
EPSA - HFB analogue dimmabe (1-10 V)
EPSD - HFB digital dimmable TRIDONIC ECO
EPSDD - HFB digital dimmable DALI
MULTIWATT - universal HFB for T5 lamps

Application:
These light fittings can be used as surface mounted or suspended.

Accessories:
Cord suspension ZH11

Versions (@):
B - finished in white colour RAL 9003

Note:
Luminaires are intended for surface mounting. In case of pendant installation of luminaire a suspension set has to be ordered separately.

	W	A	X	kg
EVAS114 (24) &#@	1x14 (24)	625	500	1,5
EVAS128 (54) &#@	1x28 (54)	1225	960	3,0
EVAS135 (49,80) &#@	1x35 (49,80)	1525	1260	4,0

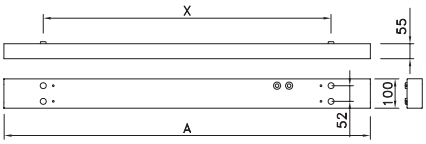

SLIM

SLIM236ALDP

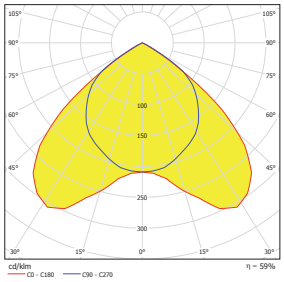

SLIM236ALDP

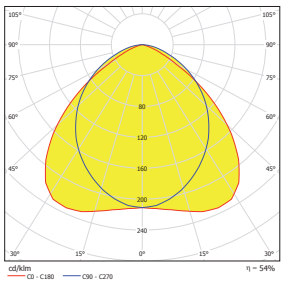

SLIM236MATDP

Surface mounted / pendant light fittings

Body:
White painted (RAL 9003) metal sheet
White plastic endcaps

Optic (&):
ALDP - double parabolic louvre category C2 of highly polished aluminium
MATDP - double parabolic louvre category C2 of mat aluminium
M4DP - double parabolic louvre category C2 of highly polished ALANOD MIRO aluminium
AL - parabolic louver of highly polished aluminium with mat aluminium cross blades
B - white parabolic louver
ALMAT - parabolic louvre of mat aluminium
REFAL - highly polished symetric aluminium reflector

Wiring (#):
compensated, ballast cat. B (standard for T8 lamps)
EP - high frequention ballast HFB (standard for T5 lamps)
EPSA - HFB analogue dimmabe (1-10 V)
EPSD - HFB digital dimmable TRIDONIC ECO
EPSDD - HFB digital dimmable DALI
MULTIWATT - universal HFB for T5 lamps

Application:
These light fittings can be used as surface mounted or suspended.

Accessories:
Cord suspension ZH22

Versions (@):
NZ - emergency pack
P - continuous assembly – through wiring 5x1,5 mm²

Note:
Surface mounted style of installation is recommended (X distance of fixing points on the draving). When light fittings are suspended, they should be hung by 4 cords or tubes (R, S distance of fixing points on the drawing).

SLIM236REFAL

SLIM136ALDP

	W	A	B	X	R	S	kg
SLIM136 &#@	1x36	1300	170	650	800	69	3,7
SLIM236 &#@	2x36	1300	255	650	650	156	5,6
SLIM158 &#@	1x58	1600	170	800	900	69	4,9
SLIM258 &#@	2x58	1600	255	800	800	156	7,3
SLIM128 (54) &#@	1x28 (54)	1255	170	650	750	69	3,3
SLIM228 (54) &#@	2x28 (54)	1255	255	650	650	156	4,5
SLIM135 (49,80) &#@	1x35 (49,80)	1555	170	800	900	69	4,0
SLIM235 (49,80) &#@	2x35 (49,80)	1555	255	800	800	156	5,5

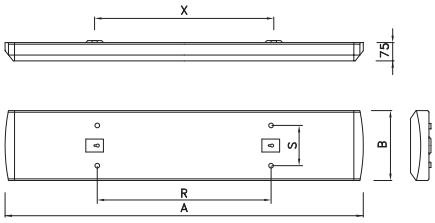

More information at our website www.moduslighting.eu. Due our continuing program of product development data can be changed without notice.

SLIM/R

SLIM236ALDP/R

CONNECTION PART SLIM 2X



ENDCAPS SLIM



Surface mounted / pendant light fittings for installation to row

Body:
White painted (RAL 9003) metal sheet

Optic (&):
ALDP - double parabolic louvre category C2 of highly polished aluminium
MATDP - double parabolic louvre category C2 of mat aluminium
AL - parabolic louver of highly polished aluminium with mat aluminium cross blades
B - white parabolic louver
ALMAT - parabolic louvre of mat aluminium
REFAL highly polished symetric aluminium reflector

Wiring (#):
compensated, ballast cat. B (standard for T8 lamps)
EP - high frequention ballast HFB (standard for T5 lamps)
EPSA - HFB analogue dimmabe (1-10 V)
EPSD - HFB digital dimmable TRIDONIC ECO
EPSDD - HFB digital dimmable DALI
MULTIWATT - universal HFB for T5 lamps

Application:
These light fittings can be used as surface mounted or suspended.

Accessories:
Cord suspension - ZH22
Endcap SLIM 1x - 4333011
Endcap SLIM 2x - 4333012
Connection part SLIM 1x - 1331004007
Connection part SLIM 2x - 1332004007

Note:
Fittings are equipped with through wiring 5x1,5 mm² with 5-poles terminal board on both sides of fitting. Fittings are delivered without endcaps – they have to be ordered separately (2 pcs for each row of fittings).
Mounting to the ceiling is done using of connection elements in place of luminaires conjunction. In case of pendant installation of luminaires they are hung in 4 points at locations as shown (using a set of ZH22).

	W	A	B	R	S	kg
SLIM136 &#/R	1x36	1230	170	615	100	3,7
SLIM236 &#/R	2x36	1230	255	615	180	5,6
SLIM158 &#/R	1x58	1530	170	765	100	4,9
SLIM258 &#/R	2x58	1530	255	765	180	7,3
SLIM128 (54) &#/R	1x28 (54)	1185	170	595	100	3,3
SLIM228 (54) &#/R	2x28 (54)	1185	255	595	180	4,5
SLIM135 (49,80) &#/R	1x35 (49,80)	1485	170	745	100	4,0
SLIM235 (49,80) &#/R	2x35 (49,80)	1485	255	745	180	5,5

SLIM/Z

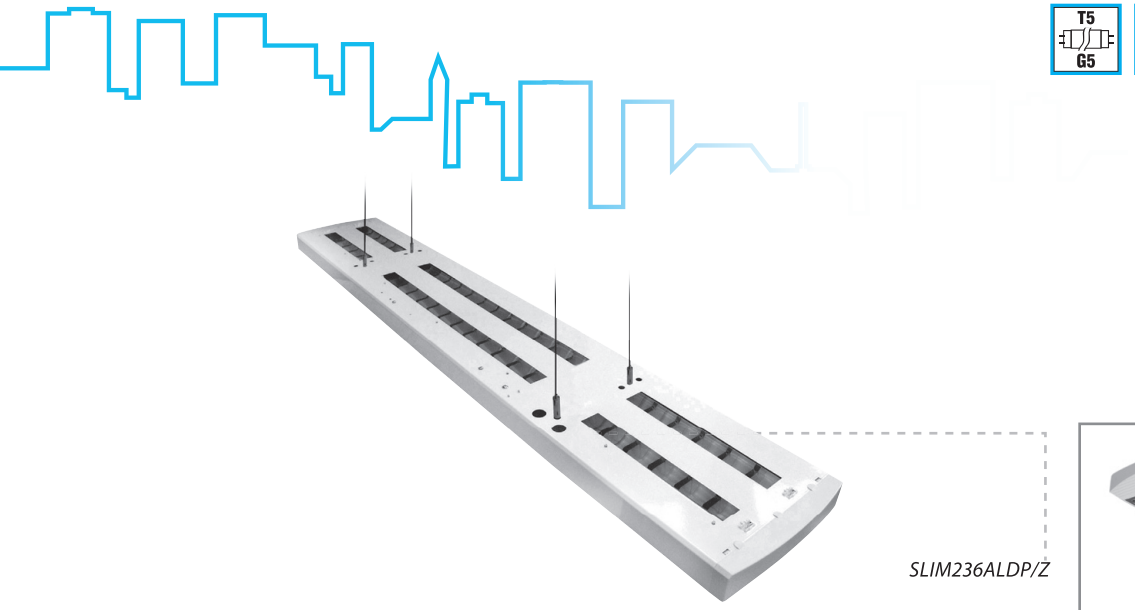

SLIM236ALDP/Z

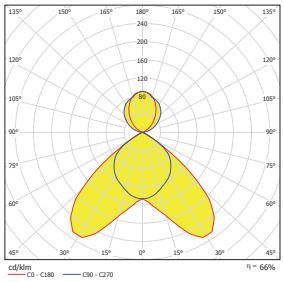

SLIM236ALDP/Z



Pendant direct/indirect light fittings

Body:
White painted (RAL 9003) metal sheet
White plastic endcaps

Optic (&):
ALDP - double parabolic louvre category C2 of highly polished aluminium
MATDP - double parabolic louvre category C2 of mat aluminium
M4DP - double parabolic louvre category C2 of MIRO aluminium
AL - parabolic louver of highly polished aluminium with mat aluminium cross blades

Wiring (#):
compensated, ballast cat. B (standard for T8 lamps)
EP - high frequention ballast HFB (standard for T5 lamps)
EPSA - HFB analogue dimmabe (1-10 V)
EPSD - HFB digital dimmable TRIDONIC ECO
EPSDD - HFB digital dimmable DALI
MULTIWATT - universal HFB for T5 lamps

Application:
Suspended light fittings, also can be used for installation to rows.

Accessories:
Cord suspension - ZH22
Endcap SLIM 1x - 4333011
Endcap SLIM 2x - 4333012
Connection part SLIM 1x - 1331004007
Connection part SLIM 2x - 1332004007

Versions (@):
P - continuous assembly – through wiring 5x1,5 mm²

Note:
Fittings also can be used for installation to rows (SLIM /ZR). They are equipped with through wiring 5x1,5 mm² with 5-poles terminal board on both sides of the fitting.
The fittings are delivered without endcaps – they have to be ordered separately (2 pcs for each row of fittings).

	W	A	B	R	S	kg
SLIM136 &#@/Z	1x36	1300	170	650	90	3,7
SLIM236 &#@/Z	2x36	1300	255	650	180	5,6
SLIM158 &#@/Z	1x58	1600	170	800	90	4,9
SLIM258 &#@/Z	2x58	1600	255	800	174	7,3
SLIM128 (54) &#@/Z	1x28 (54)	1255	170	650	90	3,3
SLIM228 (54) &#@/Z	2x28 (54)	1255	255	650	180	4,5
SLIM135 (49,80) &#@/Z	1x35 (49,80)	1555	170	800	90	4,0
SLIM235 (49,80) &#@/Z	2x35 (49,80)	1555	255	800	174	5,5

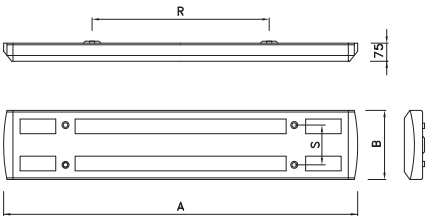

More information at our website www.moduslighting.eu. Due our continuing program of product development data can be changed without notice.

SLIM AS



SLIM136AS

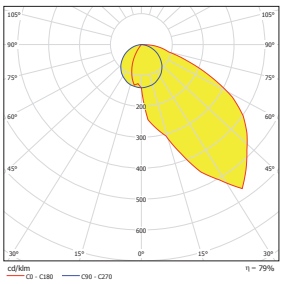

SLIM136AS

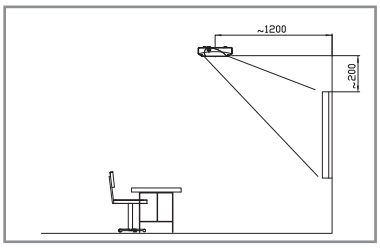

Light fittings with asymetric reflector

Body:
White painted (RAL 9003) metal sheet
White plastic endcaps

Optic:
AS highly polished asymetric aluminium reflector

Wiring:
compensated, ballast cat. B (standard for T8 lamps)
EP - high frequention ballast HFB (standard for T5 lamps)
MULTIWATT - universal HFB for T5 lamps

Application:
These light fittings can be used as surface mounted or suspended.

Accessories:
Cord suspension - ZH22

Note:
When light fitting is suspended, it should be hung by 4 cords or tubes.
Fixing points are identical for both surface or pendant installation.

	W	A	X=R	kg
SLIM136AS#	1x36	1300	650	3,7
SLIM158AS#	1x58	1600	800	4,9
SLIM128 (54)AS#	1x28 (54)	1255	650	3,3
SLIM135 (49,80)AS#	1x35 (49,80)	1555	800	4,0

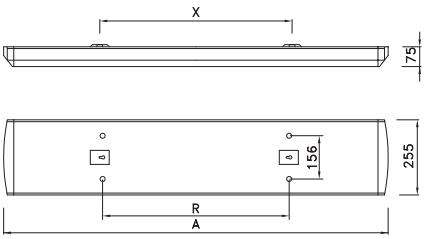

KS

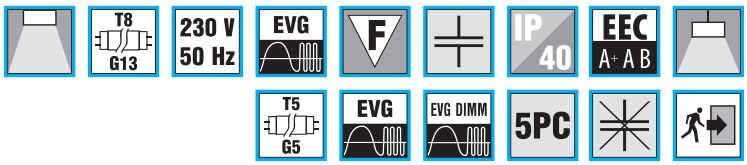

KSC236

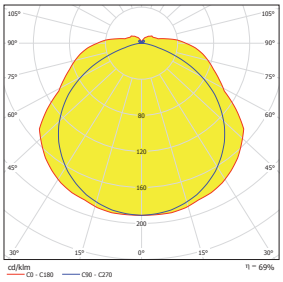

KSC236

KSC 2X

KSC 1X

Surface mounted / pendant light fittings with cover

Body:
White painted (RAL 9003) metal sheet
White plastic endcaps

Optic (&):
O - opal polystyrol cover
C - prizmatic polystyrol cover
S - PMMA semiopal cover

Wiring (#):
N - uncompensated, ballast cat. B
K - compensated, ballast cat. B
EP - high frequention ballast HFB
EPSA - HFB analogue dimmabe (1-10 V)
EPSD - HFB digital dimmable TRIDONIC ECO
EPSDD - HFB digital dimmable DALI
MULTIWATT - universal HFB for T5 lamps

Application:
These light fittings can be used as surface mounted or suspended.

Accessories:
Tube suspension
Cord suspension - ZH22
Protection grid - OM
Standard endcap - 4311011
Connecting endcap - 4311012

Versions (@):
NZ - emergency pack
P - fittings for continuous assembly

Note:
To compile rows, fittings for continuous assembly (with through wiring 5x1,5 mm^2) with connecting endcaps have to be used. They are signed (/P). For ending the row, it is necessary to order extra two standard endcaps.

	W	A	X	Y	R	S	kg
KS&118 #@	1x18	683	500	0	500	0	1,9
KS&218 #@	2x18	683	400	100	500	100	2,0
KS&136 #@	1x36	1293	800	0	850	100	3,2
KS&236 #@	2x36	1293	800	0	850	100	3,8
KS&158 #@	1x58	1593	1000	0	1000	100	4,8
KS&258 #@	2x58	1593	1000	0	1000	100	5,4
KS&114(24) #@	1x14 (24)	683	500	0	500	0	1,6
KS&214 (24) #@	2x14 (24)	683	400	100	500	100	1,6
KS&121 (39) #@	1x21 (39)	993	600	100	550	100	2,4
KS&221 (39) #@	2x21 (39)	993	600	100	550	100	2,4
KS&128 (54) #@	1x28 (54)	1293	1000	0	1000	100	3,1
KS&228 (54) #@	2x28 (54)	1293	1000	0	850	100	3,1
KS&135 (49,80) #@	1x35 (49,80)	1593	1000	0	1000	100	4,4
KS&235 (49,80) #@	2x35 (49,80)	1593	1000	0	1000	100	4,4

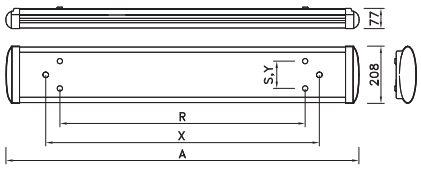

More information at our website www.moduslighting.eu. Due our continuing program of product development data can be changed without notice.

KSP

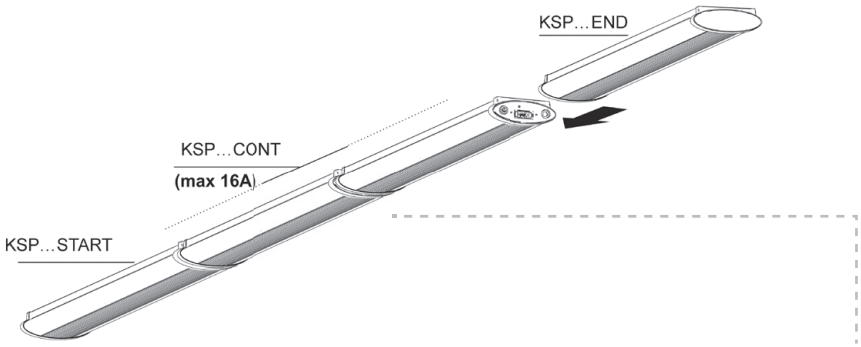


STANDARD AND CONNECTION ENDCAP


CONNECTION ENDCAP WITH A CONNECTOR

Surface mounted / pendant light fittings with cover, for installation to row

Body:
White painted (RAL 9003) metal sheet
White plastic endcaps

Optic (&):
O - opal polystyrol cover
C - prizmatic polystyrol cover
S - PMMA semiopal cover

Wiring (#):
K - compensated, ballast cat. B
EP - high frequention ballast HFB

Application:
These light fittings can be used as surface mounted or suspended.

Accessories:
Tube suspension
Cord suspension - ZH22
Standard endcap - 4311011
Connecting endcap - 4311012

Note:
These light fittings are supplied with connecting endcaps with connectors. Through wiring (continuous assembly) is made for one phase (3x 1,5 mm^2).
The row can be compilated by START, CONT and END fittings:
KSP START - contains terminal block, 1 standard endcap, 1 connecting endcap with connector
KSP CONT - without terminal block, contains 2 connecting endcaps with connectors
KSP END - without terminal block, contains 1 connecting endcap with connector, 1 standard endcap

	*	W	A	kg
KSP&118#*	START, CONT, END	1x18	645	1,9
KSP&218#*	START, CONT, END	2x18	645	2,0
KSP&136#*	START, CONT, END	1x36	1255	3,2
KSP&236#*	START, CONT, END	2x36	1255	3,8
KSP&158#*	START, CONT, END	1x58	1555	4,8
KSP&258#*	START, CONT, END	2x58	1555	5,4
KSP&114 (24)*	START, CONT, END	1x14 (24)	645	1,6
KSP&214 (24)*	START, CONT, END	2x14 (24)	645	1,6
KSP&128 (54)*	START, CONT, END	1x28 (54)	1255	3,1
KSP&228 (54)*	START, CONT, END	2x28 (54)	1255	3,1
KSP&135 (49,80)*	START, CONT, END	1x35 (49,80)	1555	4,4
KSP&235 (49,80)*	START, CONT, END	2x35 (49,80)	1555	4,4

KL



KL236

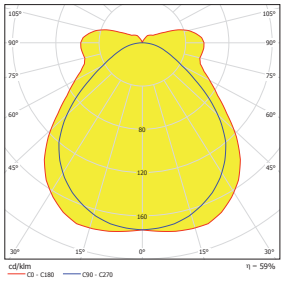

KL236

Light fittings with cover

Body:
White painted (RAL 9003) metal sheet
White plastic endcaps

Optic (&):
KL - prizmatic PMMA cover
KLO - opal PMMA cover

Wiring (#):
N - uncompensated, ballast cat. B
K - compensated, ballast cat. B
EP - high frequention ballast HFB
EPSA - HFB analogue dimmabe (1-10 V)
EPSD - HFB digital dimmable TRIDONIC ECO
EPSDD - HFB digital dimmable DALI
MULTIWATT - universal HFB for T5 lamps

Application:
These light fittings can be used as surface mounted or suspended.

Accessories:
Tube suspension
Cord suspension - ZH22
Protection grid - OM

Versions (@):
NZ - emergency pack

Note:
Surface mounted style of installation is recommended. When light fittings are suspended, they should be hung by 4 cords or tubes.

T8	W	A	X	Y	kg
KL218#@	2x18	634	400	100	2,0
KL236#@	2x36	1234	900	100	3,6
KL258#@	2x58	1534	1000	100	5,2
KLO218#@	2x18	634	400	100	2,0
KLO236#@	2x36	1234	900	100	3,6
KLO258#@	2x58	1534	1000	100	5,2

T5	W	A	X	Y	kg
KL214(24)#@	2x14(24)	634	400	100	1,6
KL228(54)#@	2x28(54)	1234	800	100	3,0
KL235(49,80)#@	2x35(49,80)	1534	1000	100	4,5
KLO214(24)#@	2x14(24)	634	400	100	1,6
KLO228(54)#@	2x28(54)	1234	800	100	3,0
KLO235(49,80)#@	2x35(49,80)	1534	1000	100	4,5

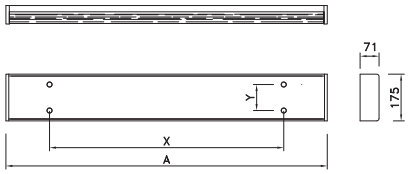

More information at our website www.moduslighting.eu. Due our continuing program of product development data can be changed without notice.

KM



KMO236

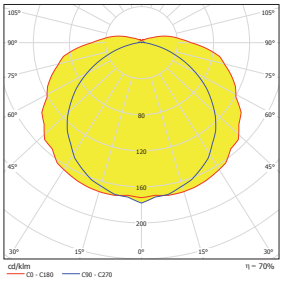

KMC236



KMC136

Light fittings with cover

Body:
White painted (RAL 9003) metal sheet
White plastic endcaps

Optic (&):
C - prizmatic PMMA cover
O - opal PMMA cover

Wiring (#):
N - uncompensated, ballast cat. B
K - compensated, ballast cat. B
EP - high frequention ballast HFB
EPSA - HFB analogue dimmabe (1-10 V)
EPSD - HFB digital dimmable TRIDONIC ECO
EPSDD - HFB digital dimmable DALI

Application:
These light fittings can be used as surface mounted or suspended.

Accessories:
Tube suspension
Cord suspension - ZH22
Protection grid - OM

Versions (@):
NZ - emergency pack

Note:
Surface mounted style of installation is recommended. When light fittings are suspended, they should be hung by 4 cords or tubes.

	W	A	B	C	X	Y	R	S	kg
KM&118#	1x18	625	110	75	500	0	550	0	1,6
KM&218#	2x18	625	180	65	500	100	540	0	2,0
KM&136#	1x36	1250	110	75	900	0	850	0	2,4
KM&236#	2x36	1250	180	65	900	100	900	0	3,8
KM&336#	3x36	1250	300	80	900	200	950	200	4,4
KM&258#	2x58	1555	200	65	1200	100	1200	0	5,1

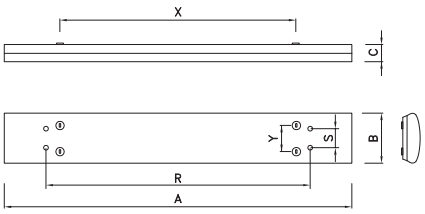

H

T5 G5 | KIT | 230 V 50 Hz | EVG | IP 20 | EEC A+ A B | EVG DIMM | MULTI WATT

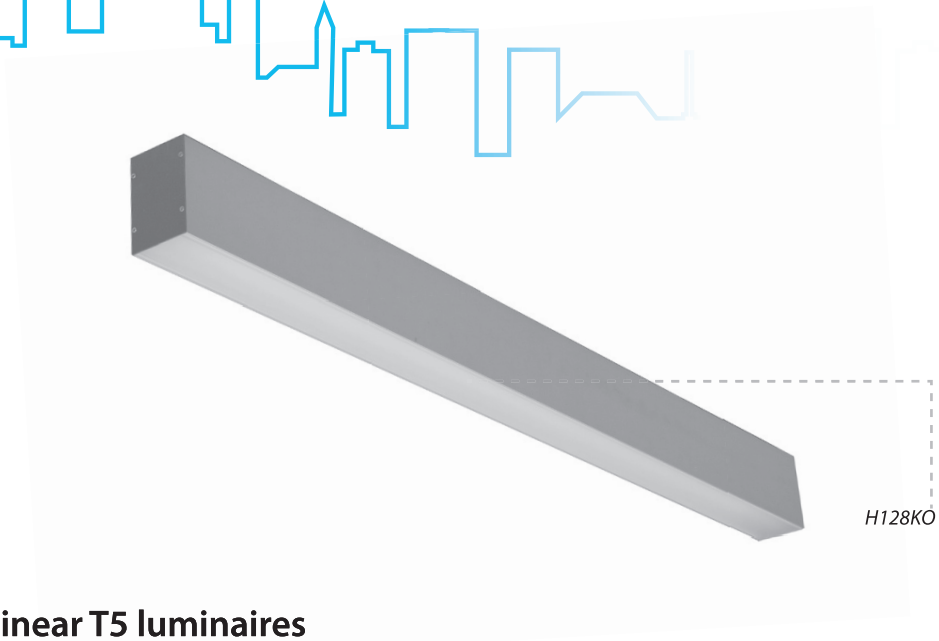

H128KO

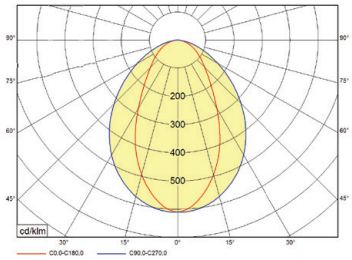

H128KO

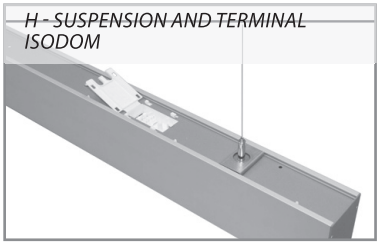

H - SUSPENSION AND TERMINAL ISODOM



HV128



HV - FIXING CLIPS

Linear T5 luminaires

Body:
Eloxal aluminium profile, metal plate endcaps finished in RAL9007

Optic:
KO - semiopal cover ACRYL SATINE

Wiring (#):
EP - high frequention ballast HFB (standard)
EPSA - HFB analogue dimmabe (1-10 V)
EPSD - HFB digital dimmable TRIDONIC ECO
EPSDD - HFB digital dimmable DALI
MULTIWATT - universal HFB for T5 lamps

Variants:
H – pendant luminaire for single installation
H /R – pendant luminaire for installation to a row
HV – recessed luminaire for single installation into gypsum plasterboard type ceiling

Note:
Cord suspension set included in the fitting.
Fittings H can be produced in modification enabling join them into straight row. In this case are luminaires delivered with connecting endcaps, with through wiring 3x1,5 mm² with connectors.
The row can be compilated by START, CONT and END fittings.

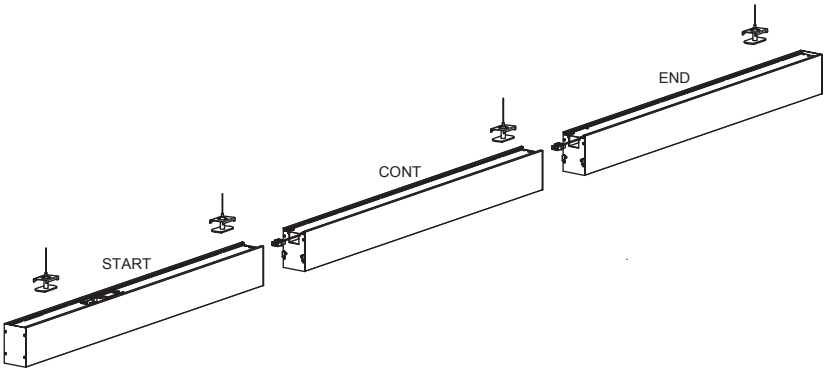

	W	A	R	kg
H128KO#	1x28	1185	705-1145	3,7
H135KO#	1x35	1485	705-1445	4,6
H149KO#	1x49	1485	705-1445	4,6
H154KO#	1x54	1185	705-1145	3,7
H180KO #	1x80	1485	705-1445	4,6

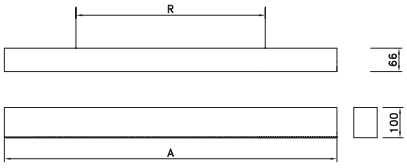

More information at our website www.moduslighting.eu. Due our continuing program of product development data can be changed without notice.

ARES Q

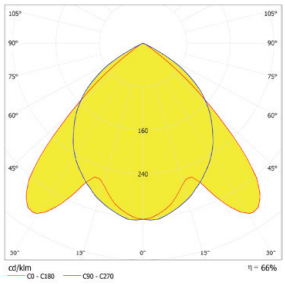

ARESQ414ALDP

ARESQ414ALDP





Interior fittings

Body:
Grey (RAL 9007) painted metal sheet

Optic:
ALDP - double parabolic louvre category C2 of highly polished aluminium
MATDP - double parabolic louvre category C2 of mat aluminium
AL - parabolic louvre of highly polished aluminium with mat crossing blades

Wiring:
EP - high frequention ballast HFB (standard)
EPSA - HFB analogue dimmabe (1-10 V)
EPSD - HFB digital dimmable TRIDONIC ECO
EPSDD - HFB digital dimmable DALI
MULTIWATT - universal HFB for T5 lamps

Application:
Surface or pendant installation.
These fittings are recommended for offices, for lighting areas with high requirements for light and glare control.

Accessories:
Suspension set - ZH22

Versions (@):
B - surface finnished in white (RAL 9003)

Note:
ARESQ - pendant fittings for direct indirect illumination (open upper side of the fittings), suspension set included
ARESQP - surface installed fittings for direct illumination only (closed upper side of the fittings),

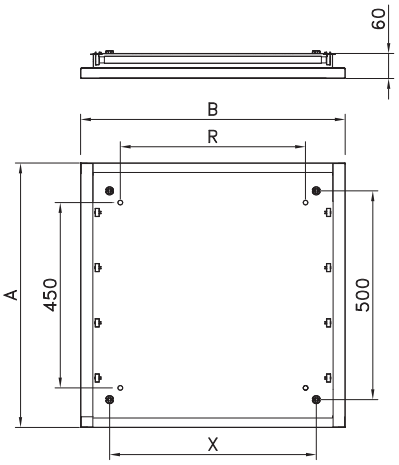

	W	A	B	X	R	kg
ARESQ414 (24) &#@	4x14 (24)	640	640	500	450	4,5
ARESQP414 (24) &#@	4x14 (24)	640	640	500	450	4,5

ARES

ARES228ALDP

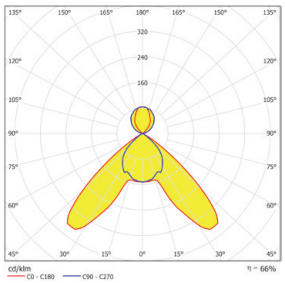

ARES228ALDP



Pendant interior fittings

Body:
Grey (RAL 9007) painted metal sheet

Optic (&):
ALDP - double parabolic louvre category C2 of highly polished aluminium
MATDP - double parabolic louvre category C2 of mat aluminium

Wiring (#):
EP - high frequention ballast HFB (standard)
EPSA - HFB analogue dimmabe (1-10 V)
EPSD - HFB digital dimmable TRIDONIC ECO
EPSDD - HFB digital dimmable DALI
MULTIWATT - universal HFB for T5 lamps

Application:
Pendant luminaires for direct-indirect lighting of interiors (some variants of the fixture can be installed as a surface mounted)
These fittings are recommended for offices, for lighting areas with high requirements for light and glare control.

Versions:
ARES - pendant fittings for direct indirect illumination (open upper side of the fittings), suspension set included
ARESD - pendant fittings for direct illumination only (closed upper side of the fittings), suspension set included
ARESP - surface installed fittings for direct illumination only, without suspension set
ARES /R - pendant fittings for direct/indirect illumination (open upper side of the fittings), for continuous assembly into row

Accessories:
1661004001 - Suspension ARES /R 1x (connecting part and cord suspension, without cable - 1 fixing point)
1662004001 - Suspension ARES /R 2x (connecting part and cord suspension, without cable - 1 fixing point)

	W	A	B	X	Y	R	kg
ARES128 (54)&#	1x28 (54)	1245	160	900	85	990	3,9
ARES228 (54)&#	2x28 (54)	1245	245	900	170	1290	4,4
ARES135 (49,80)&#	1x35 (49,80)	1545	160	1200	85	990	5,7
ARES235 (49,80)&#	2x35 (49,80)	1545	245	1200	170	1290	6,2

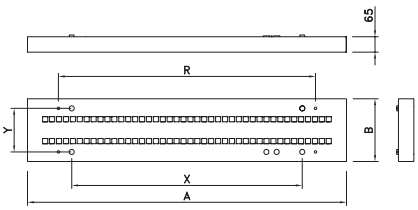

More information at our website www.moduslighting.eu. Due our continuing program of product development data can be changed without notice.

ARES/R

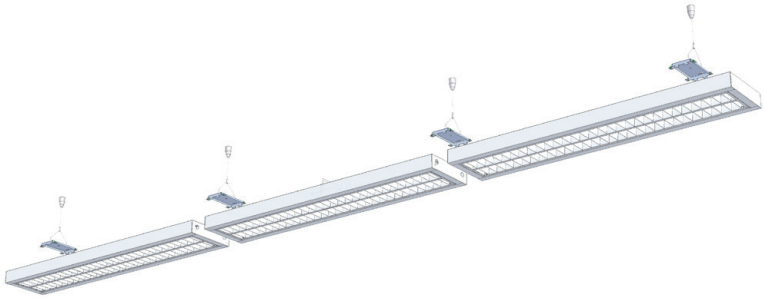

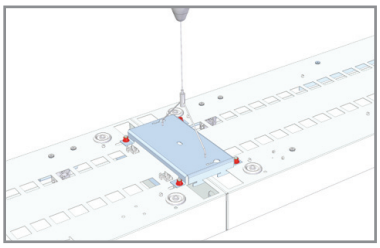

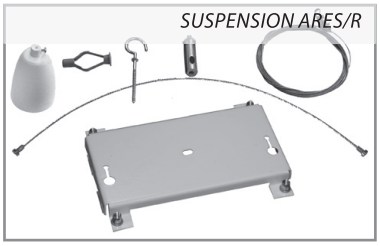



Continuous assembly into row:

Fittings ARES/R are delivered with modificated endcaps, with through wiring 5x 1,5 mm^2

Fittings are hanged and connected to row using „Suspension ARES /R", which have to be used on the both ends of the row and in the each connection point.

The row can be compilated by START, CONT and END fittings:

ARES START- contains start terminal board, 1 standard endcap, 1 connecting endcap, 1 terminal board

ARES CONT - contains 2 connecting endcaps, 2 terminal boards

ARES END - contains 1 connecting endcap, 1 terminal board, 1 standard endcap

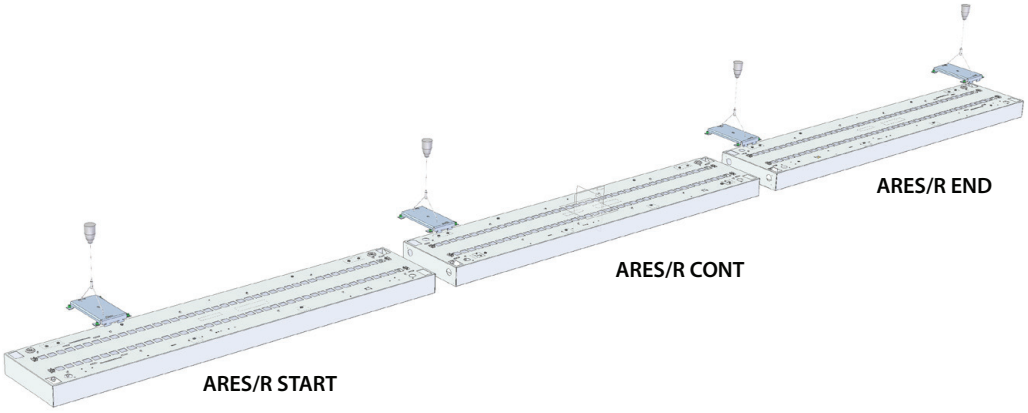

SPMA

G24 | 230 V 50 Hz | KVG | F | IP 20 | EEC A B | EVG | EVG DIMM | IP 44

SPMA218

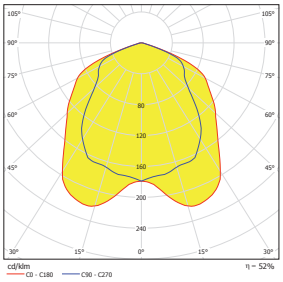

SPMA218

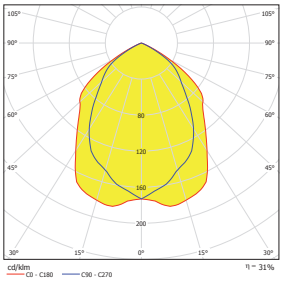

SPMA218R

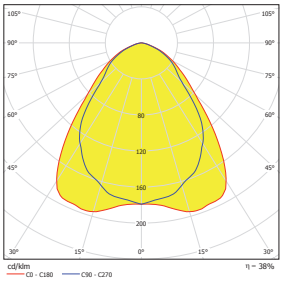

SPMA218D

Recessed polycarbonate downlights

Body:
Plastic gear box. White plastic decorative ring.

Optic:
Metalized polycarbonate reflector

Wiring (#):
N - uncompensated, ballast cat. B
K - compensated, ballast cat. B
EP - high frequention ballast
EPSA - HFB analogue dimmabe (1-10 V)
EPSD - HFB digital dimmable TRIDONIC ECO
EPSDD - HFB digital dimmable DALI
MULTIWATT - universal HFB for compact lamps

Application:
Recessed fullplastic downlight for installation into false ceiling.

Accessories:
Metalized louver - 4334995
Fresnel lens - 413400011
Polycarbonate cover - 413400031
Decorative ring chrome - 4334062
Decorative ring gold - 4334063

Versions:
NZ - emergency pack (only for fittings with electronic ballast)

Note:
ADVICE: Polycarbonate cover (413400031) can be used in MODUS SPMA 1x13W, 2x13W, 1x18W or 2x18W for IP44. This cover must not be used with others versions SPMA due to possible problems caused by high temperature.



SPMA... S



SPMA... D



SPMA... R

	W	□	kg
SPMA113 #@	1x13	200	0,99
SPMA118 #@	1x18	200	0,99
SPMA126 #@	1x26	200	1,22
SPMA132 #@	1x18	200	0,78
SPMA142 #@	1x36	200	0,78
SPMA213 #@	2x13	200	1,34
SPMA218 #@	2x18	200	1,34
SPMA226#@	2x26	200	1,79

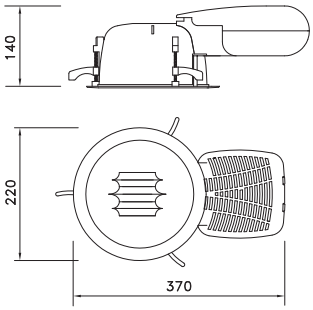

More information at our website www.moduslighting.eu. Due our continuing program of product development data can be changed without notice.

SPMAK



SPMAK218

Recessed polycarbonate downlights with decorative glass

Body:
Plastic gear box. Plastic white decorative ring.

Optic:
Metalized polycarbonate reflector

Application:
Recessed fullplastic downlight for installation into false ceiling.

Accessories:
533401 - Clear glass, Ø 260 mm
533402 - Opal glass, Ø 260 mm
533403 - Clear glass ring, Ø 260/160 mm
533404 - Opal glass ring, Ø 260/160 mm
Glass cover with colour accessories, Ø 260 mm – see overview bellow

Versions:
NZ emergency pack (only for fittings with electronic ballast)

Note:
SPMAK body and wiring are the same like SPMA downlights.
Decorative glass can be installed to the SPMA fitting, which is modified for this (reflektor and plastic ring). This modification is signed „K" in code of fitting. Decorative glass has to be ordered by its code separately (e.g. SPMAK218EPPB + 533401).



	W		kg
SPMAK113 #@	1x13	200	0,99
SPMAK118 #@	1x18	200	0,99
SPMAK126 #@	1x26	200	1,22
SPMAK132 #@	1x18	200	0,78
SPMAK142 #@	1x36	200	0,78
SPMAK213 #@	2x13	200	1,34
SPMAK218 #@	2x18	200	1,34
SPMAK226#@	2x26	200	1,79

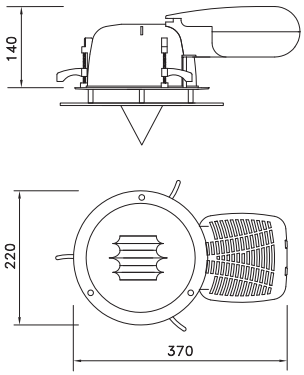

SPMB

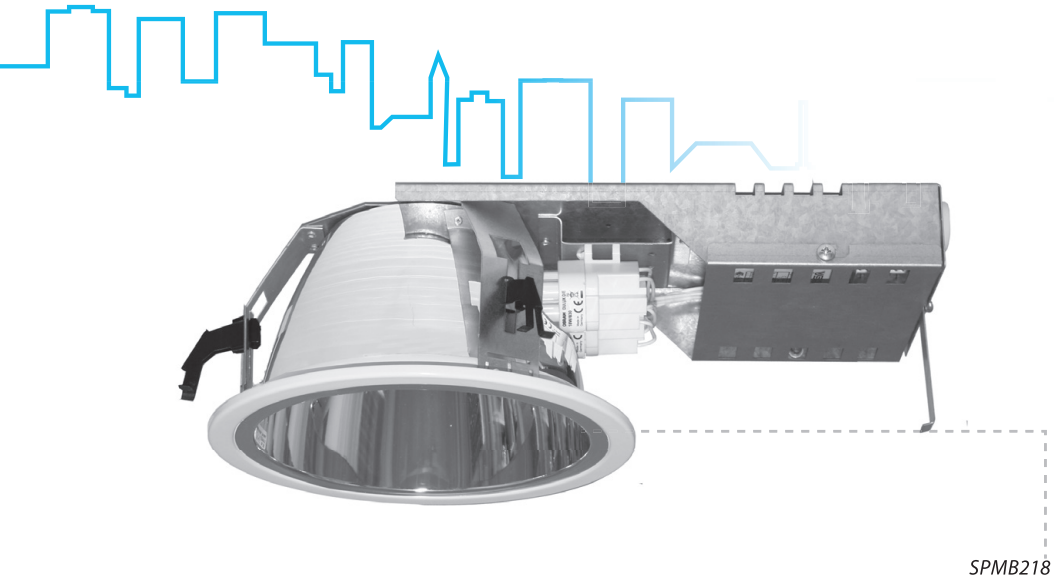

SPMB218

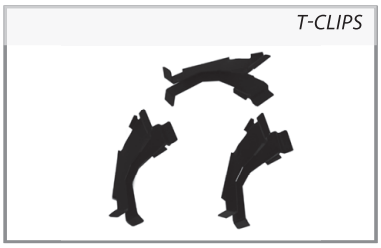

Recessed downlights

Body:
Zinc-coated steel sheet, white metal ring.

Optic:
Highly polished aluminium reflektor
SPMB…170 – aluminium reflector Ø 145mm
SPMB…200 - aluminium reflector Ø 185mm

Wiring (#):
N - uncompensated, ballast cat. B
K - compensated, ballast cat. B
EP - high frequention ballast
EPSA - HFB analogue dimmabe (1-10 V)
EPSD - HFB digital dimmable TRIDONIC ECO
EPSDD - HFB digital dimmable DALI

Application:
Recessed metal downlight for installation into false ceiling.

Versions:
NZ - emergency pack (only for fittings with electronic ballast)

Note:
These fittings can not be equipped with a glass cover.
Luminaires are fixed in a ceilnig by 3 pcs of T-clips

	W	A	B	C	□	kg
SPMB113#MB170	1x13	400	115	205	170	1,1
SPMB118#MB170	1x18	400	115	205	170	1,3
SPMB213#MB170	2x13	400	115	205	170	1,5
SPMB218#MB170	2x18	400	115	205	170	1,6

	W	A	B	C	□	kg
SPMB113#MB200	1x13	410	130	230	210	1,2
SPMB118#MB200	1x18	410	130	230	210	1,4
SPMB126#MB200	1x26	410	130	230	210	1,5
SPMB132EPMB200	1x32	410	130	230	210	1,1
SPMB142EPMB200	1x42	410	130	230	210	1,1
SPMB213#MB200	2x13	410	130	230	210	1,7
SPMB218#MB200	2x18	410	130	230	210	1,8
SPMB226#MB200	2x26	410	130	230	210	1,9
SPMB232EPMB200	2x32	410	130	230	210	1,2
SPMB242EPMB200	2x42	410	130	230	210	1,2

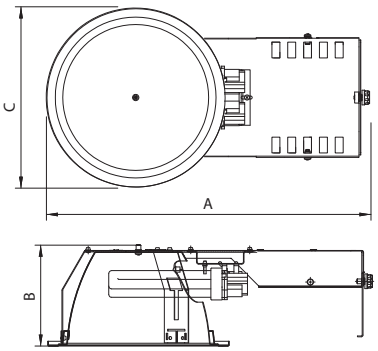

More information at our website www.moduslighting.eu. Due our continuing program of product development data can be changed without notice.

SPMBS

G24 | 230 V 50 Hz | KVG | F | IP 44 | EEC A B | EVG | EVG DIMM | MULTI WATT



SPMBS218O

GLASS COVER SPMBS

Recessed downlights with glass cover

Body:
Zinc-coated steel sheet, white metal ring.

Optic:
Highly polished aluminium reflektor
SPMBS…170 – aluminium reflector Ø 145mm
SPMBS…200 - aluminium reflector Ø 185mm
Glass cover

Wiring (#):
N - uncompensated, ballast cat. B
K - compensated, ballast cat. B
EP - high frequention ballast
EPSA - HFB analogue dimmabe (1-10 V)
EPSD - HFB digital dimmable TRIDONIC ECO
EPSDD - HFB digital dimmable DALI

Application:
Recessed metal downlight for installation into false ceiling.

Versions (@):
O - opal glass cover
C - clear glass cover
NZ - emergency pack (only for fittings with electronic ballast)

	W	A	B	C	□	kg
SPMBS113#MB170@	1x13	400	115	205	170	1,3
SPMBS118#MB170@	1x18	400	115	205	170	1,5
SPMBS213#MB170@	2x13	400	115	205	170	1,7
SPMBS218#MB170@	2x18	400	115	205	170	1,8

	W	A	B	C	□	kg
SPMBS113#MB200@	1x13	410	130	230	210	1,5
SPMBS118#MB200@	1x18	410	130	230	210	1,7
SPMBS126#MB200@	1x26	410	130	230	210	1,8
SPMBS132EPMB200@	1x32	410	130	230	210	1,4
SPMBS142EPMB200@	1x42	410	130	230	210	1,4
SPMBS213#MB200@	2x13	410	130	230	210	2,0
SPMBS218#MB200@	2x18	410	130	230	210	2,1
SPMBS226#MB200@	2x26	410	130	230	210	2,2
SPMBS232EPMB200@	2x32	410	130	230	210	1,5
SPMBS242EPMB200@	2x42	410	130	230	210	1,5

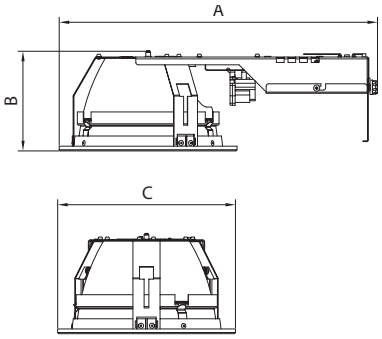

SPMC

G24 | 230 V 50 Hz | KVG | F | IP 20 | EEC A B | EVG | EVG DIMM | MULTI WATT



SPMC226

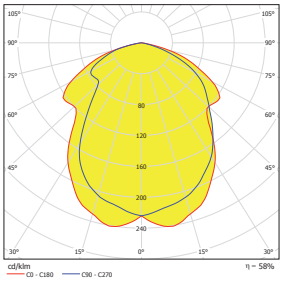

SPMC226

Recessed downlights

Body:
Zinc-coated steel sheet, white painted gear box, white aluminium ring.

Optic:
Embossed aluminium reflektor
SPMC…170 - embossed aluminium reflector Ø 145mm
SPMC…200 - embossed aluminium reflector Ø 185mm
SPMC…250 - embossed aluminium reflector Ø 215mm

Wiring (#):
N - uncompensated, ballast cat. B
K - compensated, ballast cat. B
EP - high frequention ballast
EPSA - HFB analogue dimmabe (1-10 V)
EPSD - HFB digital dimmable TRIDONIC ECO
EPSDD - HFB digital dimmable DALI

Application:
Recessed metal downlight for installation into false ceiling.

Accessories:
Clear glass cover
Opal glass cover

Versions:
NZ - emergency pack (only for fittings with electronic ballast)

Note:
These fittings can be equipped with clear or opal glass cover for IP44.

	W	A	B	C	□	kg
SPMC113#MB170	1x13	360	120	190	170	1,1
SPMC118#MB170	1x18	360	120	190	170	1,3
SPMC213#MB170	2x13	360	120	190	170	1,5
SPMC218#MB170	2x18	360	120	190	170	1,6

	W	A	B	C	□	kg
SPMC113#MB200	1x13	370	140	225	210	1,2
SPMC118#MB200	1x18	370	140	225	210	1,4
SPMC126#MB200	1x26	370	140	225	210	1,5
SPMC132EPMB200	1x32	370	140	225	210	1,1
SPMC142EPMB200	1x42	370	140	225	210	1,1
SPMC213#MB200	2x13	370	140	225	210	1,7
SPMC218#MB200	2x18	370	140	225	210	1,8
SPMC226#MB200	2x26	370	140	225	210	1,9
SPMC232EPMB200	2x32	370	140	225	210	1,2
SPMC242EPMB200	2x42	370	140	225	210	1,2

	W	A	B	C	□	kg
SPMC126#MB250	1x26	400	180	260	245	1,5
SPMC132EPMB250	1x32	400	180	260	245	1,1
SPMC142EPMB250	1x42	400	180	260	245	1,1
SPMC226#MB250	2x26	400	180	260	245	1,9
SPMC232EPMB250	2x32	400	180	260	245	1,2
SPMC242EPMB250	2x42	400	180	260	245	1,2

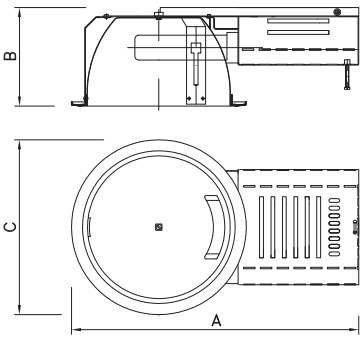

More information at our website www.moduslighting.eu. Due our continuing program of product development data can be changed without notice.

SPMC

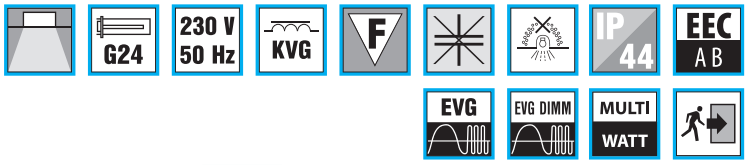

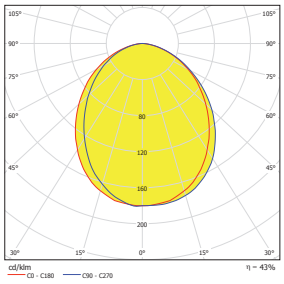

SPMC226+533602



SPMC226+533602

SPMC K



SPMC ISO3



SPMC F

Glass cover
533605 - Clear glass for SPMC 170
533606 - Opal glass for SPMC 170
533601 - Clear glass for SPMC 200
533602 - Opal glass for SPMC 200
533603 - Clear glass for SPMC 250
533604 - Opal glass for SPMC 250

Glass cover can be put into standard aluminium frame SPMC – it can be added to each downlight SPMC.

Easy installation

ISO
External terminal board ISO3 (for continuous assembly in single-phasis system) or ISO5 (for continuous assembly in triple-phasis system or dimmable fittings) enables fittings connection by standard electric cabel without connector.

F
Fittings are equipped with standard cable 3x0,75 mm with a plug.

K
Fittings are equipped with recessed connector GESIS system

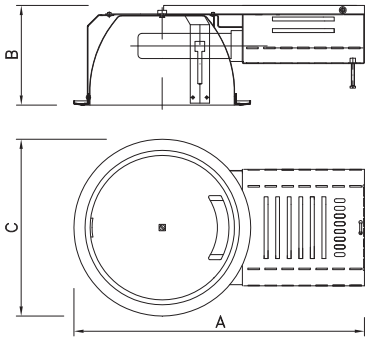

SPMR

G24 | 230 V 50 Hz | KVG | F | IP 20 | EEC A B | EVG | EVG DIMM | MULTI WATT

SPMR226

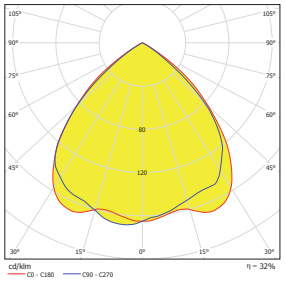

SPMR226

Recessed louvres downlights

Body:
Zinc-coated steel sheet, white painted gear box, white aluminium ring.

Optic:
Highly polished aluminium louvre R6
Highly polished aluminium reflector

Wiring (#):
N - uncompensated, ballast cat. B
K - compensated, ballast cat. B
EP - high frequention ballast
EPSA - HFB analogue dimmabe (1-10 V)
EPSD - HFB digital dimmable TRIDONIC ECO
EPSDD - HFB digital dimmable DALI

Application:
Recessed metal downlight for installation into false ceiling.

Versions:
NZ - emergency pack (only for fittings with electronic ballast)

	W	A	B	C	□	kg
SPMR113#MB170	1x13	360	120	190	170	1,3
SPMR118#MB170	1x18	360	120	190	170	1,5
SPMR213#MB170	2x13	360	120	190	170	1,7
SPMR218#MB170	2x18	360	120	190	170	1,8

	W	A	B	C	□	kg
SPMR113#MB200	1x13	370	140	225	210	1,4
SPMR118#MB200	1x18	370	140	225	210	1,6
SPMR126#MB200	1x26	370	140	225	210	1,7
SPMR132EPMB200	1x32	370	140	225	210	1,3
SPMR142EPMB200	1x42	370	140	225	210	1,3
SPMR213#MB200	2x13	370	140	225	210	1,9
SPMR218#MB200	2x18	370	140	225	210	2,0
SPMR226#MB200	2x26	370	140	225	210	2,1
SPMR232EPMB200	2x32	370	140	225	210	1,4
SPMR242EPMB200	2x42	370	140	225	210	1,4

	W	A	B	C	□	kg
SPMR126#MB250	1x26	400	180	260	245	1,8
SPMR132EPMB250	1x32	400	180	260	245	1,4
SPMR142EPMB250	1x42	400	180	260	245	1,4
SPMR226#MB250	2x26	400	180	260	245	2,2
SPMR232EPMB250	2x32	400	180	260	245	1,5
SPMR242EPMB250	2x42	400	180	260	245	1,5

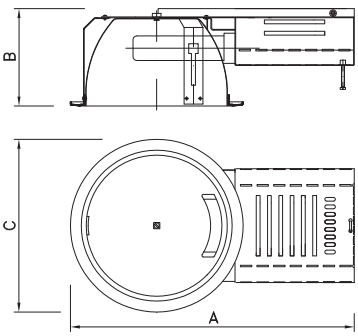

More information at our website www.moduslighting.eu. Due our continuing program of product development data can be changed without notice.

BAREL

BAREL226

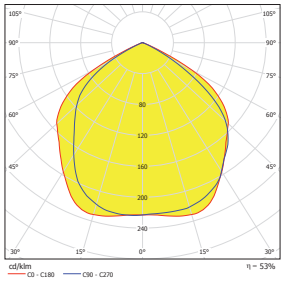

BAREL226

Surface installed downlights

ody:
White painted metal sheet, white aluminium ring.

Optic:
Embossed aluminium reflector

Wiring (#):
N - uncompensated, ballast cat. B
K - compensated, ballast cat. B
EP - high frequention ballast
EPSA - HFB analogue dimmabe (1-10 V)
EPSD - HFB digital dimmable TRIDONIC ECO
EPSDD - HFB digital dimmable DALI

Accessories:
533601 - Clear glass
533602 - Opal glass

Versions:
NZ - emergency pack (only for fittings with electronic ballast)

Note:
These fittings can be equipped with clear or opal glass cover for IP41.

	W	kg
BAREL113#	1x13	1,4
BAREL118#	1x18	1,4
BAREL126#	1x26	1,6
BAREL213#	2x13	1,7
BAREL218#	2x18	1,7
BAREL226#	2x26	2,2
BAREL132-42	1x32 / 42	1,4
BAREL232-42	2x32 / 42	1,5

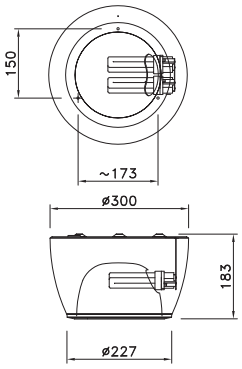

SPMV

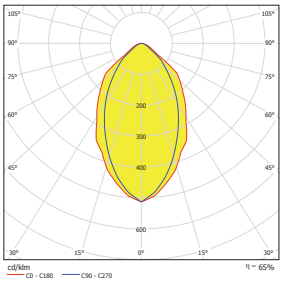

SPMV70

SPMV70

Recessed movable downlights for discharge lamps

Body:
White painted aluminium body

Optic:
Mat aluminium reflector
Heat resistant front glass

Wiring (#):
K - compensated, ballast cat. B
EP - high frequency ballast

Note:
Gear box is located separately.

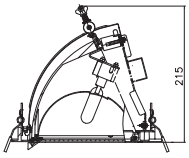

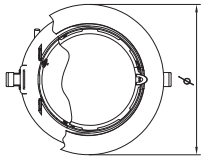

	W	ø			kg
SPMV70#100/G12	1x70	160	145	HIT	3,1
SPMV100#200/G12	1x150	235	215	HIT	3,3
SPMV150#200/G12	1x150	235	215	HIT	3,5
SPMV70#200/RX7s	1x70	235	215	HIT-DE	3,4
SPMV150#200/RX7s	1x150	235	215	HIT-DE	3,9

More information at our website www.moduslighting.eu. Due our continuing program of product development data can be changed without notice.

SPME

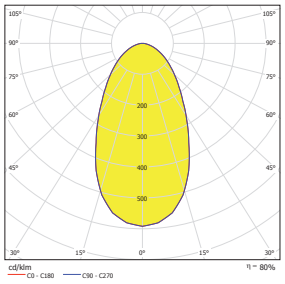

SPME70



SPME70

Recessed downlights for discharge lamp

Body:
White painted aluminium body

Optic:
Mat aluminium reflector
Heat resistant front glass

Wiring (#):
K - compensated, ballast cat. B
EP - high frequency ballast

Note:
Gear box is located separately.

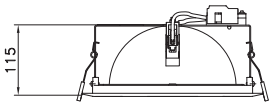

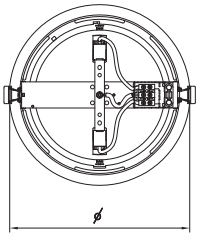

	W	ø	□	⊗	kg
SPME35#100/G12	1x35	160	145	HIT	3,1
SPME50#100/G12	1x50	160	145	HIT	3,3
SPME70#100/G12	1x70	160	145	HIT	3,5
SPME70#200/RX7s	1x70	235	215	HIT-DE	3,5
SPME150#200/RX7s	1x150	235	215	HIT-DE	3,9

SB

SB118

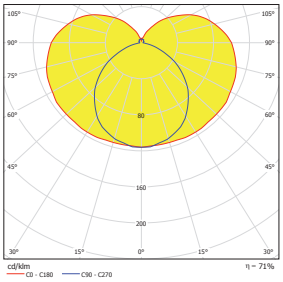

SB136

Residential batten light fittings

Body:
White painted (RAL 9003) aluminium sheet with ABS plastic endcaps.

Optic:
Prizmatic PMMA cover

Wiring (#):
N - uncompensated, ballast cat. B
EP - high frequention ballast

Application:
Surface mounted line luminaire for residential use.

Note:
Luminaires are equipped with a light switcher, delivered with a lamp.

Typ	W	A	X	kg
SB110#	1x10	428	210	0,7
SB115#	1x15	530	220	0,9
SB118#	1x18	684	350	1,1
SB130#	1x30	987	650	1,4
SB136#	1x36	1292	960	1,6
SB158EP	1x58	1592	1260	1,2

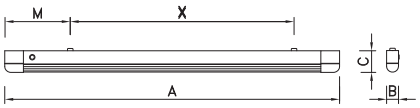

More information at our website www.moduslighting.eu. Due our continuing program of product development data can be changed without notice.

BRKL



BRKL375

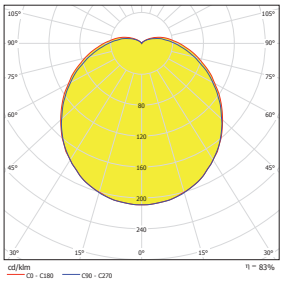

BRKL260KO375





Residential light fittings

Body:
White painted (RAL 9003) metal sheet

Optic:
KO - opal PMMA cover

Wiring:
N - uncompensated, ballast cat. B
EP - high frequency ballast

Application:
Surface mounted luminaire for residential use.

Version:
300 - small fitting (Ø 300 mm)
375 - middle fitting (Ø 375 mm)
480 - large fitting (Ø 480 mm)

Note:
Fittings with E27 lampholders can be used with bulb 60W at most.

		W		Ø	B
BRKL 300	BRKL160KO300/E27	1x60	E27	300	105
	BRKL209KO300/G23	2x9	TC-S	300	105
BRKL 375	BRKL211KO375/G23	2X11	TC-S	300	105
	BRKL160KO375/E27	1x60	E27	375	125
	BRKL260KO375/E27	2x60	E27	375	125
	BRKL122KO375/2GX13	1x22	T5 R	375	125
	BRKL218KO375/G24#	2x18	TC-D	375	125
	BRKL136KO375/2G10#	1x36	TC-F	375	125
	BRKL140KO375/2GX13	1x40	T5 R	375	125
BRKL 480	BRKL260KO480/E27	2x60	E27	480	150
	BRKL224KO480/2G10#	2x24	TC-F	480	150
	BRKL236KO480/2G10#	2x36	TC-F	480	150

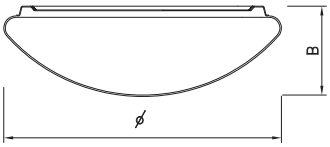

TE



TE128

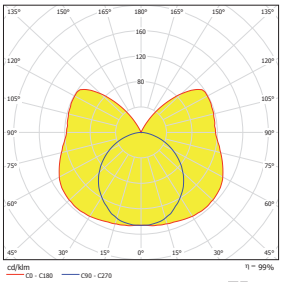

TE135

TE128/3K

Industrial batten light fittings, IP20

Body:
White painted (RAL 9003) metal sheet

Wiring (#):
N - uncompensated, ballast cat. B
K - compensated. ballast cat. B
EP - high frequention ballast HFB (standard)
EPSA - HFB analogue dimmabe (1-10 V)
EPSD - HFB digital dimmable TRIDONIC ECO
EPSDD - HFB digital dimmable DALI
MULTIWATT - universal HFB for T5 lamps

Application:
Light fittings for shopping or industrial areas, for surface or pendant installation. Fittings can be connected to row by 3-poles connectors (TE /3K versions).

Accessories:
reflectors - REFTEAL, REFTEB, REFTEAS
Cord suspension - ZH22

Versions:
F - with flexible cord
3K - continuous assembly with 3-poles connector GESIS mini®
TP - fittings with PMMA lamp cover

	W	A	B	C	X	kg
TE118 #	1x18	620	47	75	490	1,6
TE136 #	1x36	1230	47	75	800	1,8
TE158 #	1x58	1530	47	75	1200	2,2
TE218 #	2x18	620	102	75	490	1,9
TE236 #	2x36	1230	102	75	800	2,2
TE258 #	2x58	1530	102	75	1200	2,6
TE114 (24) #	1x14 (24)	584	37	71	400	1,3
TE121(39) #	1x21(39)	884	37	71	700	1,4
TE128 (54) #	1x28 (54)	1184	37	71	900	1,5
TE135 (49, 80) #	1x35 (49, 80)	1484	37	71	1200	1,9
TE214 (24) #	2x14 (24)	584	68	71	400	1,3
TE221(39) #	2x21(39)	884	68	71	700	1,4
TE228 (54) #	2x28 (54)	1184	68	71	900	1,5
TE235 (49, 80) #	2x35 (49, 80)	1484	68	71	1200	1,9

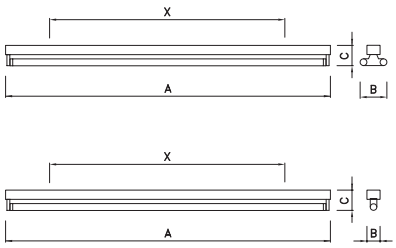

More information at our website www.moduslighting.eu. Due our continuing program of product development data can be changed without notice.

REF TE



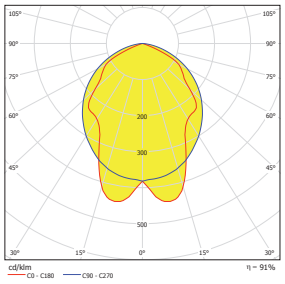

TE135+ REFTE

TE128AS/3K

REFTEB



REFTEAS



REFTEAL



Replaceable reflectors for MODUS TE

AL - symetric high polished aluminium reflector
B - symetric white reflector
AS - asymetric high polished aluminium reflector

Note:
Reflectors for single-lamp and double-lamp version of fittings are identical.

	W	A	B	C	D
REFTEAL(B)18	1(2)x18	640	200	88	378
REFTEAL(B)36	1(2)x36	1250	200	88	988
REFTEAL(B)58	1(2)x58	1550	200	88	1288
REFTEAL(B)14	1(2)x14 (24)	600	170	88	400
REFTEAL(B)21	1(2)x21 (39)	900	170	88	626
REFTEAL(B)28	1(2)x28 (54)	1200	170	88	926
REFTEAL(B)35	1(2)x35 (49, 80)	1500	170	88	1226

	W	A	B	C	D
REFTEAS118	1x18	640	170	98	378
REFTEAS136	1x36	1250	170	98	988
REFTEAS158	1x58	1550	170	98	1288
REFTEAS114	1x14 (24)	584	170	98	400
REFTEAS128	1x28 (54)	1184	170	98	926
REFTEAS135	1x35 (49, 80)	1484	170	98	1226

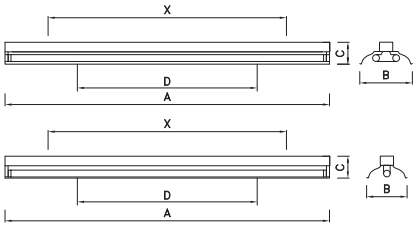

TU



TU136

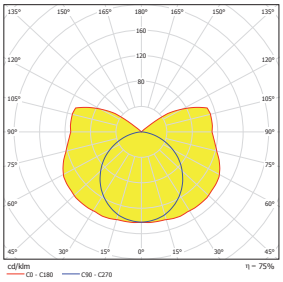

TU136

Industrial batten light fittings for lamps T8, IP20

Body:
White painted (RAL 9003) metal sheet, plastic endcaps

Wiring (#):
N - uncompensated. ballast cat. B
K - compensated, ballast cat. B
EP - high frequention ballast HFB (standard)
EPSA - HFB analogue dimmabe (1-10 V)
EPSD - HFB digital dimmable TRIDONIC ECO
EPSDD - HFB digital dimmable DALI

Application:
Surface mounted or suspended light fittings for shopping or industrial areas.

Accessories:
reflectors - REFTUAL, REFTUB, REFTUAS
Cord suspension - ZH22

Versions:
F - with flexible cord
NZ - emergency pack
P - through wiring (continuous assembly)

	W	A	B	C	X	kg
TU118#	1x18	617	60	90	450	1,2
TU130#	1x30	920	60	90	700	1,8
TU136#	1x36	1227	60	90	900	2,4
TU158#	1x58	1527	60	90	1200	2,7
TU218#	2x18	617	102	86	450	1,3
TU230#	2x30	920	102	86	700	2,4
TU236#	2x36	1227	102	86	900	3,2
TU258#	2x58	1527	102	86	1200	3,8

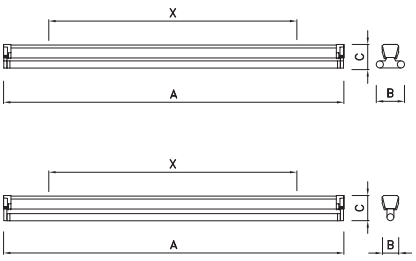

More information at our website www.moduslighting.eu. Due our continuing program of product development data can be changed without notice.

REF TU



TU 236 + REFTUB



REFTUB



REFTUAS



REFTUAL

Replaceable reflectors for MODUS TU

AL - symetric high polished aluminium reflector
B - symetric white reflector
AS - asymetric high polished aluminium reflector

Reflectors for single-lamp and double-lamp version of fittings are different (a hole for an ignitor).

	W	A	B	C	D
REFTUAL(B)118	1x18	615	200	104	378
REFTUAL(B)136	1x36	1225	200	104	988
REFTUAL(B)158	1x58	1525	200	104	1288
REFTUAL(B)218	2x18	615	200	104	378
REFTUAL(B)236	2x36	1225	200	104	988
REFTUAL(B)258	2x58	1525	200	104	1288

	W	A	B	C	D
REFTUAS118	1x18	615	170	110	378
REFTUAS136	1x36	1225	170	110	988
REFTUAS158	1x58	1525	170	110	1288

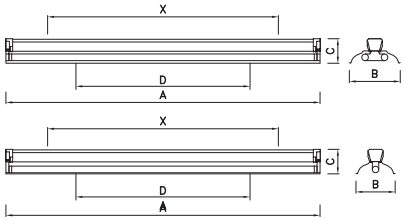

Z



Z228

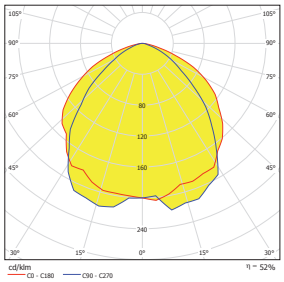

Z254KO

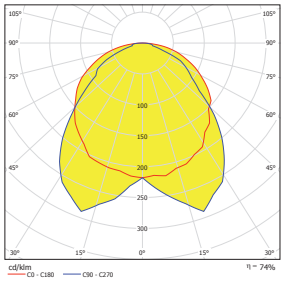

Z254

Industrial fittings for installation to row

Body:
Grey (RAL9007) or white painted (RAL 9003) metal sheet

Optic (&):
Highly polished aluminium reflektor
KO - opal cover
KC - prizmatic cover

Wiring (#):
EP - high frequention ballast HFB (standard)
EPSA - HFB analogue dimmabe (1-10 V)
EPSD - HFB digital dimmable TRIDONIC ECO
EPSDD - HFB digital dimmable DALI

Application:
Light fittings for shopping or industrial areas, for surface or pendant installation.
They can be installed individually or connected into a row.

Accessories for surface installation:
ZDRZAK - set of 2 pcs INOX brackets (1 set / 1 luminaire)
ZCELA - set of 2 pcs white endcaps (1 set / 1 single luminaire or 1 row)
ZSCELA - set of 2 pcs grey endcaps (1 set / 1 single luminaire or 1 row)

Accessories for pendant installation:
ZCELA/Z - set of 2 pcs white endcaps and rope suspensions (1 set / 1 single luminaire or 1 row)
ZSPOJ/Z - set of white connection part incl. suspension (1 set for each connection point of luminaires in a row)
ZSCELA/Z - set of 2 pcs grey endcaps and rope suspensions (1 set / 1 single luminaire or 1 row)
ZSSPOJ/Z - set of grey connection part incl. suspension (1 set for each connection point of luminaires in a row)

Versions:
Z - luminaires finnished in white (RAL9003)
ZS - luminaires finnished in grey (RAL9007), without cover
KO - opal cover
KC - prizmatic cover



ZCELA - ZSPOJ

	W	A	X	R
Z(S)128(54)&#	1x28(54)	1200	850	900
Z(S)135(49, 80)&#	1x35(49, 80)	1500	1150	1200
Z(S)228(54)&#	2x28(54)	1200	850	900
Z(S)235(49, 80)&#	2x35(49, 80)	1500	1150	1200

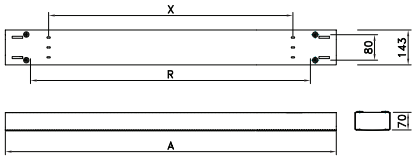

More information at our website www.moduslighting.eu. Due our continuing program of product development data can be changed without notice.

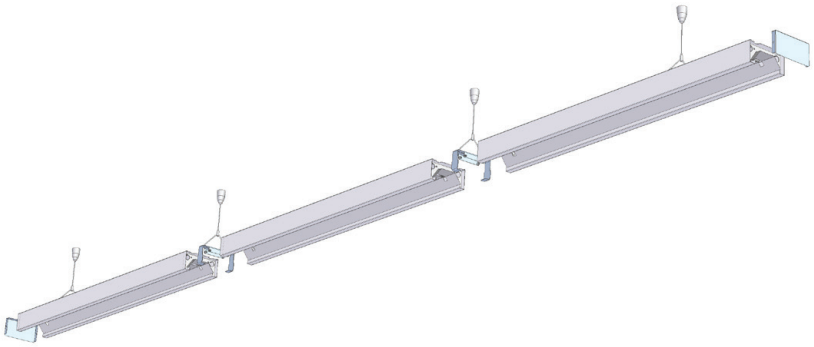

Note:

Luminaires are always equipped with an aluminum reflector and can be used without the cover for the highest light output. They can be also complemented by opal or prismatic cover.

Fittings are connected in row with connection parts which also serves as a hanging points. To closing the row should be used endcaps. All luminaires are fitted with continuous wiring 5x1, 5mm^2 and can be used anywhere in a row. They aren´t specified as starting, continuing or terminal.

For single installation of a luminaire have to be ordered one set of endcaps as well.



Surface installation:

Installation of luminaires to row is done with ZDRZAK brackets, each bracket is positioned 50 mm from the end fitting. Single luminaire can be mounted in the same way as when mounted into rows (using ZDRZAK) or without brackets, using 4 assembly holes in a fitting body (distance "X, Y" in the table).

Pendant installation:

Hanging of fittings in a row is done 175 mm from the beginning and end of the row and in all places of connecting points. Single luminaire can be hung using a set of ZH11 (distance "R" in the table).

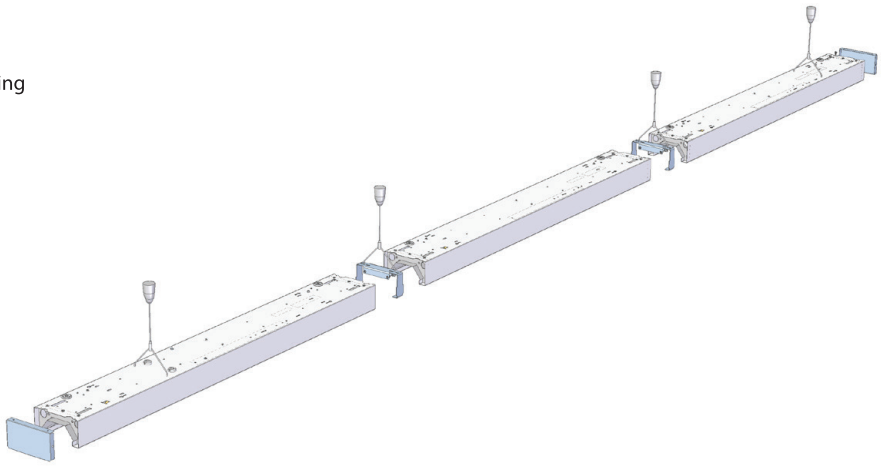

MEGA

MEGA454

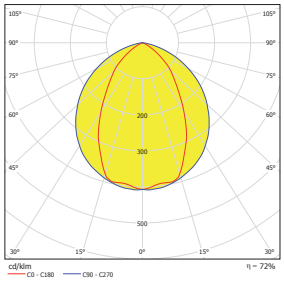

MEGA454



Indistrial luminaire

Body:
White painted (RAL9003) metal sheet, toughened front glass, aluminum clips

Optic:
Highly polished parabolic reflectors made of MIRO® aluminium

Wiring (&):
EP - high frequention ballast HFB (standard)
EPSDD - HFB digital dimmable DALI

Application:
Supermarkets, assembly halls, stocks,etc. – as an alternative for discharge lamp luminaires

Assembly:
Pendant installation
Fixtures are equipped with 4 snap hooks for easy hanging by chains or cables with eyelet
To connect to the network are fittings equipped with 3m cable with open end

Versions:
MEGA – with toughened glass cover, IP65
MEGAB – without glass cover, IP20

Notes:
The luminaires are equipped with electronic ballasts. Wiring is made in more circuits, always for pairs of tubes. 2- lamps luminaires are wired to one circuit, 4- lamps luminaires on two circuits and lights with six tubes are wired to 3 separate circuits. An input cable corresponds to this principle. This arrangement easily allows to manage the level of lighting according to daylight.
To avoid flux decline due to increased temperature are luminaires MEGA certified for use only with T5 lamps CONSTANT.

	W	Ta (ºC)	A	B	R	S	kg
MEGA254&	2x54	50	1225	215	940	140	10,7
MEGA280&	2x80	50	1525	215	1000	140	12,1
MEGA454&	4x54	50	1225	375	940	300	15,7
MEGA480&	4x80	40	1525	375	1000	300	18,0
MEGA654&	6x54	35	1225	535	940	460	20,3
MEGA680&	6x80	35	1525	535	1000	460	23,5

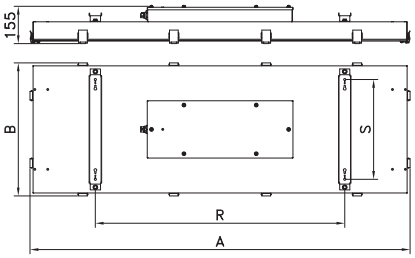

More information at our website www.moduslighting.eu. Due our continuing program of product development data can be changed without notice.

V3



V3236

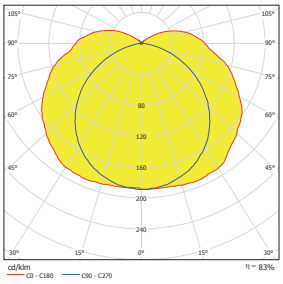

V3236

INOX



Waterproof light fittings

Body:
ABS or PC, white painted (RAL 9003) metal sheet, PC clips

Optic:
PC - polycarbonate cover

Wiring (#):
EPSA - HFB analogue dimmabe (1-10 V)
EPSD - HFB digital dimmable TRIDONIC ECO
EPSDD - HFB digital dimmable DALI
MULTIWATT - universal HFB for T5 lamps

Accessories:
Cord suspension ZH22
Protection grid OM
INOX clips set (set 1410189002 for 18W luminaires, 1410369002 for 36W luminaires and 1410589002 for 58W luminaires)

Application:
Light fittings can be used as surface mounted or suspended.

Versions (@):
NZ - emergency pack (for version with HFB only)
F - with flexible cord
P - continuous assembly (through wiring) 5x1,5 mm
INOX - stainless clips
R - fittings with highly polished aluminium reflector inside
RE - fittings with embossed aluminium reflector inside

Note:
Stainless bracket for surface mounting or suspension and 2 grommets IP65 are included.
Fittings can be used in ambient temperature max t_a=45°C, version 2x58W t_a=40°C.

T8	*	W	A	B	R	Kg
V3118#@	ABS	1×18W	660	86	350	1,40
V3218#@	ABS	2×18W	660	136	350	1,70
V3136PC#@	PC	1×36W	1270	86	900	1,80
V3236#@	ABS	2×36W	1270	136	900	2,10
V3158PC#@	PC	1×58W	1570	86	1200	2,30
V3258PC#@	PC	2×58W	1570	136	1200	2,60

T5	*	W	A	B	R	Kg
V3114(24) #@	ABS	1×14(24)W	660	86	350	1,20
V3214(24) #@	ABS	2×14(24)W	660	136	350	1,50
V3128(54)PC#@	PC	1×28(54)W	1270	86	900	1,50
V3228(54) #@	ABS	2×28(54)W	1270	136	900	1,90
V3135(49,80)PC#@	PC	1×35(49,80)W	1570	86	1200	2,10
V3235(49,80)PC#@	PC	2×35(49,80)W	1570	136	1200	2,30

* - material of body

STAINLESS BRACKETS + GROMMETS

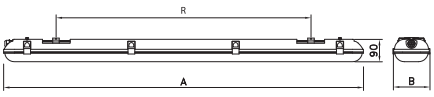

BELIO

230 V 50 Hz | KVG | max.400W E40 | IP 23 | EEC A+ A B | IP 65

BEL250Q

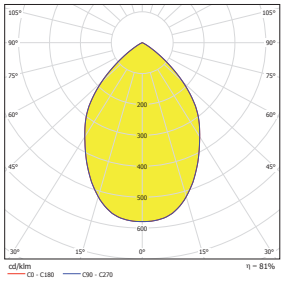

BEL250Q NARROW

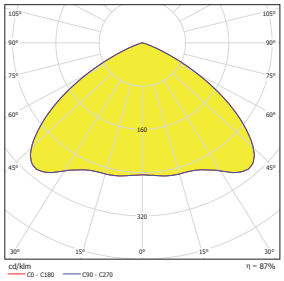

BEL250Q WIDE

High-bay

Body:
Powder painted aluminium gear box

Optic:
BEL AL - profilled aluminium reflector

Wiring:
compensated, ballast cat. B
QS -high pressure sodium or metal halide lamp (HPS, HQI)
Q - metal halide lamp (HQI) only
M - mercury lamp (MBF)
E40 - wiring with E40 only

Application:
Pendant high bay, intended for storage and industrial halls.
Optimal height of installation is 6-14 m.

Accessories:
Reflector AL - 51029901
Toughened glass cover - 1020004003
Protection steel grid - 54300

Note:
Via movable lampholder the fitting can be installed as wide beam (bottom position of lampholder) or as narrow beam (upper position of lampholder).

BEL…/Z - luminaires are equipped with additional halogenid lamp 150W with switching device to cover the time needed to reignite the discharge lamp or wait for full luminous flux of the discharge lamp.
BELLIO - fitting is delivered without lamp. The right type of the lamp depends on components inside the fitting – for info about recommended lamps visit our website www.moduslighting.eu.

BEL/Z

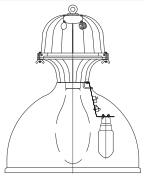

GLASS COVER - 1020004003

	W	*	**			***	kg
BELAL150Q	1x150	NAHJ	Serial 3,5-4,5kV	HQI	E27	1,8	5,3
BELAL150S	1x150	NAHJ	Serial 3,5-4,5kV	HPS	E40	1,8	5,4
BELAL250QS	1x250	NAHJ	Serial 3,5-4,5kV	HPS, HQI	E40	3	6,0
BELAL400QS	1x400	NAHJ	Serial 3,5-4,5kV	HPS, HQI	E40	4,6	7,0
BELAL250Q/2,15A	1x250	M	Paralel 0,6-1kV	HQI	E40	2,15	5,9
BELAL400Q/3,5A	1x400	M	Paralel 0,6-1kV	HQI	E40	3,5	6,8
BELAL250Q/2,15A/S17	1x250	M	Serial 3,5-4,5kV	HQI	E40	2,15	5,9
BELAL400Q/3,5A/S17	1x400	M	Serial 3,5-4,5kV	HQI	E40	3,5	6,8
BELAL125M	1x125	M	-	MBF	E27	-	5,0
BELAL250M	1x250	M	-	MBF	E40	-	5,8
BELAL400M	1x400	M	-	MBF	E40	-	6,5
BELAL E40	1x500	-	-	-	E40	-	4,0

* - NAHJ - magnetic ballast for high pressure sodium and metal halide lamps, M – magnetic ballast for mercury lamp, ** - ignitor, *** - balast current (A)

More information at our website www.moduslighting.eu. Due our continuing program of product development data can be changed without notice.

BUTIC

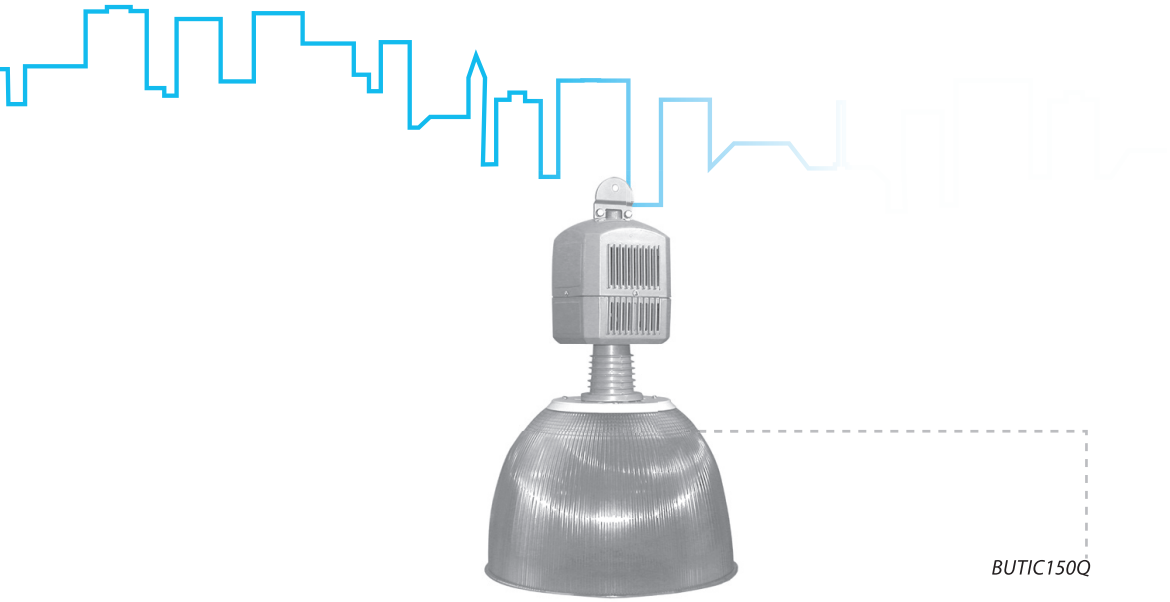

BUTIC150Q

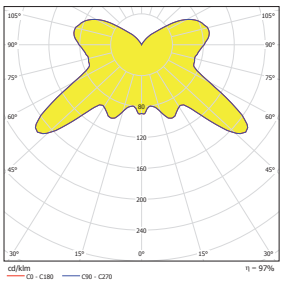

BUTIC150Q

High-bay with polycarbonate reflector

Body:
Powder painted aluminium gear box

Optic:
PC - polycarbonate reflector

Application:
Pendant high bay, intended for supermarkets, storage and industrial halls.

Wiring:
compensated, ballast cat. B
Q - metal halide lamp (HQI)
S - high pressure sodium lamp (HPS)
E27 - wiring with E27 only

	W		Ø	C
BUT50S	1x50	E27	410	530
BUT70QS	1x70	E27	410	530
BUT100S	1x100	E40	410	530
BUT100Q	1x100	E27	410	530
BUT150Q	1x150	E27	410	530
BUTE27	1x E27	E27	410	530

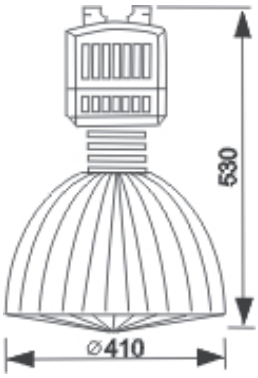

VARIO/M

RX7s | 230 V 50 Hz | KVG | F | IP 65 | EEC A+AB



VARIO 150Q/M

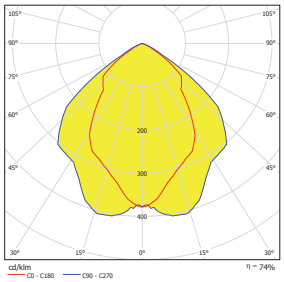

VAR150Q/M

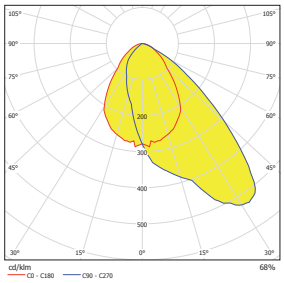

VAR150Q/MA

Symetric / asymetric floodlights - small body

Body:
Durable die-cast aluminium body in grey colour, toughened front glass cover, aluminium clips.

Optic:
Symetric embossed aluminium reflector
Asymetric embossed aluminium reflektor (A)

Wiring:
compensated, ballast cat. B
QS - high pressure sodium or metal halide lamp (HPS, HQI)
Q - metal halide lamp (HQI) only

Application:
High quality floodlight for internal or external use.

Note:
VARIO floodlight is delivered without lamp. The right type of the lamp depends on components inside the fitting – for info about recommended lamps visit our website www.moduslighting.eu

VAR150Q/MA



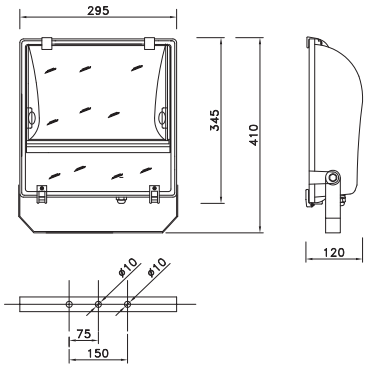

	W			kg
VAR 70Q/M	1x70	HQI	RX7s	5,3
VAR 150Q/M	1x150	HQI	RX7s	6,0
VAR 70Q/MA	1x70	HQI	RX7s	5,3
VAR 150Q/MA	1x150	HQI	RX7s	6,0

More information at our website www.moduslighting.eu. Due our continuing program of product development data can be changed without notice.

VARIO



VAR250QS

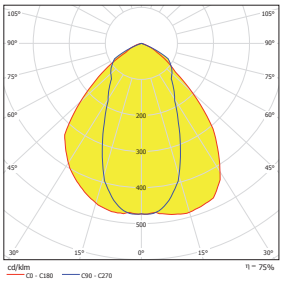

VAR400QS

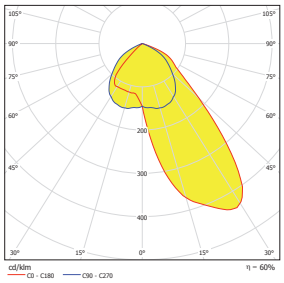

VAR400QS/A

Symetric / asymetric floodlights

Body:
Durable die-cast aluminium body in grey colour, toughened front glass cover, aluminium clips.

Optic:
Symetric embossed aluminium reflector
Asymetric embossed aluminium reflektor (A)

Wiring:
compensated, ballast cat. B
QS - high pressure sodium or metal halide lamp (HPS, HQI)
Q - metal halide lamp (HQI) only

Accessories:
Anti glare louvre

Application:
High quality floodlight for internal or external use.

Note:
VARIO floodlight is delivered without lamp. The right type of the lamp depends on components inside the fitting – for info about recommended lamps visit our website www.moduslighting.eu .

VAR250Q/A



	W	*	**			***	kg
VAR250QS	1x250	NAHJ	Serial 3,5-4,5kV	HPS, HQI	E40	3	6,5
VAR250Q/2,15A	1x250	M	Paralel 0,6-1kV	HQI	E40	2,15	6,4
VAR400Q/3,5A	1x400	M	Paralel 0,6-1kV	HQI	E40	3,5	7,4
VAR250Q/2,15A/S17	1x250	M	Serial 3,5-4,5kV	HQI	E40	2,15	6,4
VAR400Q/3,5A/S17	1x400	M	Serial 3,5-4,5kV	HQI	E40	3,5	7,4

	W	*	**			***	kg
VAR250QS/A	1x250	NAHJ	Serial 3,5-4,5kV	HPS, HQI	E40	3	6,5
VAR250Q/2,15A/A	1x250	M	Paralel 0,6-1kV	HQI	E40	2,15	6,4
VAR400Q/3,5A/A	1x400	M	Paralel 0,6-1kV	HQI	E40	3,5	7,4
VAR250Q/2,15A/S17/A	1x250	M	Serial 3,5-4,5kV	HQI	E40	2,15	6,4
VAR400Q/3,5A/S17/A	1x400	M	Serial 3,5-4,5kV	HQI	E40	3,5	7,4

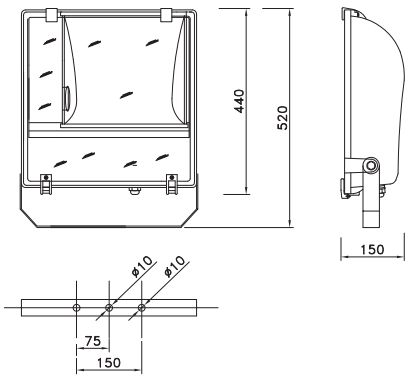

* - NAHJ - magnetic ballast for high pressure sodium and metal halide lamps, M– magnetic ballast for mercury lamp, ** - ignitor, *** - balast current (A)

CRONO 1, 2

CRONO150

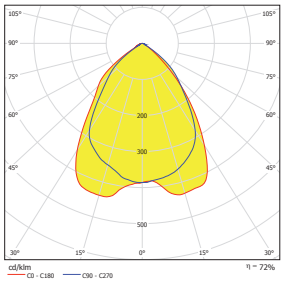

CRONO1 70

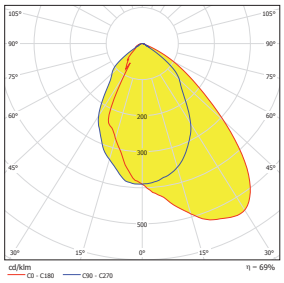

CRONO2 150A

Symetric / asymetric floodlights - small body

Body:
Durable die-cast aluminium body in black colour, toughened front glass cover, stainless steel clips.

Optic:
Symetric embossed aluminium reflector
Asymetric embossed aluminium reflektor (A)

Wiring:
compensated, ballast cat. B
S - high pressure sodium (HPS)
Q - metal halide lamp (HQI)

Application:
High quality floodlight for internal or external use.

Variants:
CRONO 1 – small body
CRONO 2 – medium body

Note:
CRONO floodlight is delivered without lamp.

CRONO 1

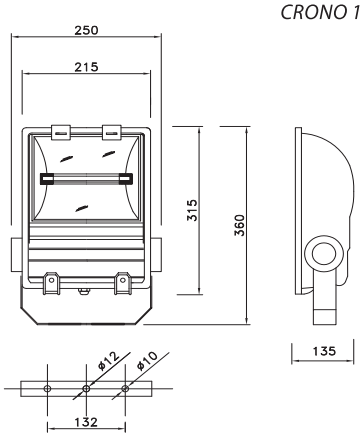

CRONO 2

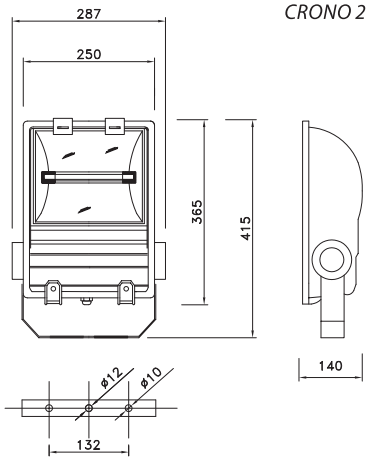

	W			kg
CRONO1 70Q	1x70	HQI	RX7s	3,65
CRONO1 70QA	1x70	HQI	RX7s	3,65
CRONO1 70S	1x70	HPS	RX7s	3,65
CRONO1 70SA	1x70	HPS	RX7s	3,65
CRONO2 150Q	1x150	HQI	RX7s	4,65
CRONO2 150QA	1x150	HQI	RX7s	4,65
CRONO2 150S	1x150	HPS	RX7s	4,65
CRONO2 150SA	1x150	HPS	RX7s	4,65

More information at our website www.moduslighting.eu. Due our continuing program of product development data can be changed without notice.

CRONO

CRONO250Q

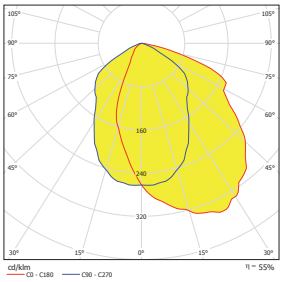

CRO400A

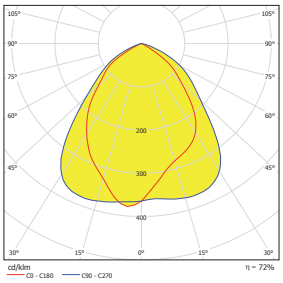

CRO400

Symetric / asymetric floodlights

Body:
Durable die-cast aluminium body in black colour, toughened front glass cover, stainless steel clips.

Optic:
Symetric embossed aluminium reflector
Asymetric embossed aluminium reflektor (A)

Wiring:
compensated, ballast cat. B
S - high pressure sodium (HPS)
Q - metal halide lamp (HQI)

Application:
High quality floodlight for internal or external use.

Note:
CRONO floodlight is delivered without lamp.

	W		A*	B*	C	kg
CRONO250Q	1x250	E40	410 (430)	420 (450)	144	8,6
CRONO250QA	1x250	E40	410 (430)	420 (450)	144	8,6
CRONO400Q	1x400	E40	410 (430)	420 (450)	144	9,6
CRONO400QA	1x400	E40	410 (430)	420 (450)	144	9,6
CRONO250S	1x250	E40	410 (430)	420 (450)	144	8,6
CRONO250SA	1x250	E40	410 (430)	420 (450)	144	8,6
CRONO400S	1x400	E40	410 (430)	420 (450)	144	11,1
CRONO400SA	1x400	E40	410 (430)	420 (450)	144	11,1

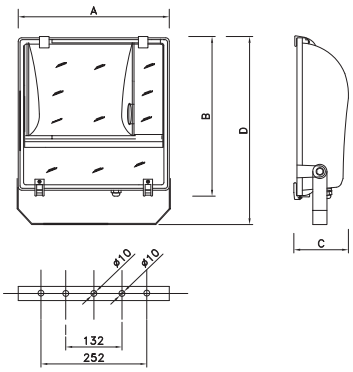

* - dimension without bracket (with bracket)

BAR

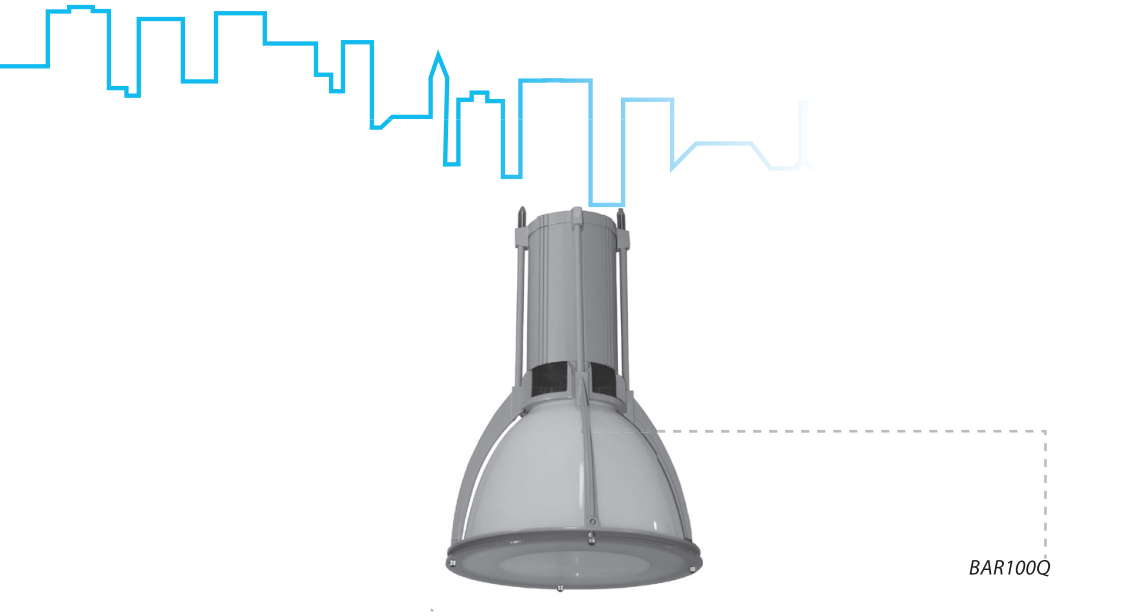

BAR100Q

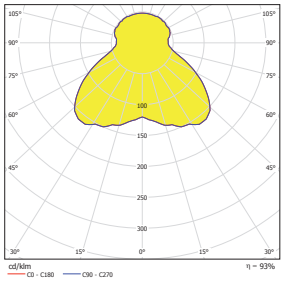

BAR70Q

Interior fittings for discharge lamps

Body:
Powder painted aluminium gear box, cord suspension system 2 m

Optic:
Glass cover

Application:
Pendant high bay, intended for supermarkets, restaurants,etc.

Wiring:
compensated, ballast cat. B
Q - metal halide lamp (HQI)
E27 - wiring with E27 only

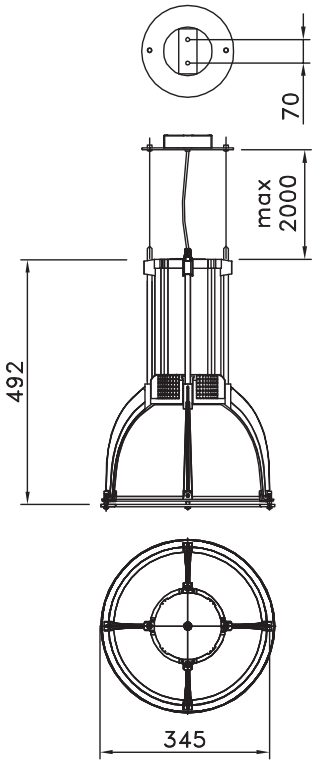

	W		Ø	C
BAR70Q	1x70	E27	345	492
BAR100Q	1x100	E27	345	492
BARE27	1x E27	E27	345	492

More information at our website www.moduslighting.eu. Due our continuing program of product development data can be changed without notice.

BON



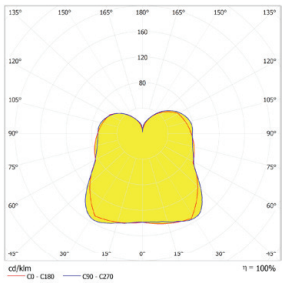

BON70Q

Interior fittings for discharge lamps

Body:
Powder painted aluminium gear box

Optic:
PC clear polycarbonate reflector

Application:
Pendant high bay, intended for supermarkets, restaurants,etc.

Wiring:
Q - metal halide lamp (HQI)
E27 - wiring with E27 only

	W			Ø	C
BON35Q	1x35	HQI	G12	330	330
BON70Q	1x70	HQI	G12	330	330
BON26	1x26	CFL	E27	330	330
BON32	1x32	CFL	E27	330	330
BON42	1x42	CFL	E27	330	330
BONE27	1x E27	-	E27	330	330

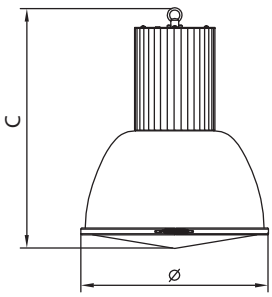

AURIS

AURIS70S

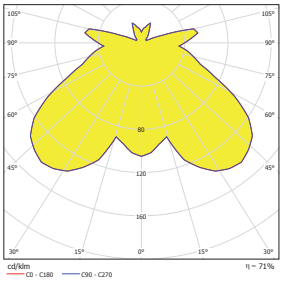

AURIS70S

Exterior light fittings

Body:
Powder painted aluminium die-cast aluminum chassis, black steel shield

Optic:
PMMA - acrylic body
PC - polycarbonate body

Wiring:
compensated, ballast cat. B
S - high pressure sodium (HPS)
M - mercury lamp (MBF)
E27 - wiring with E27 only

Application:
Optimal for paths, pedestrian zones, parks, squares, etc.

Next information:
These fittings are delivered as set (chassis + frame with electric equipment + cover)

	W		Ø	C	
AURIS 50S	50	E27	660	500	PMMA
AURIS 70S	70	E27	660	500	PMMA
AURIS 80M	80	E27	660	500	PMMA
AURIS E27	-	E27	660	500	PMMA
AURIS 50S PC	50	E27	660	500	PC
AURIS 70S PC	70	E27	660	500	PC
AURIS 80M PC	80	E27	660	500	PC
AURIS E27 PC	-	E27	660	500	PC

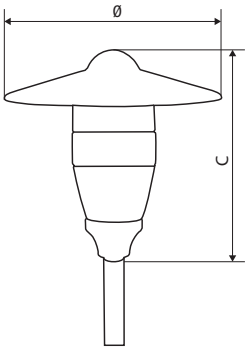

More information at our website www.moduslighting.eu. Due our continuing program of product development data can be changed without notice.

PARK RS

230 V 50 Hz | KVG | max. 125W E27 | IP 44 | EEC A+ A

RSPL400

RSCI400

Park luminaires

Body:
Chassis CH400 for installation on post 60 mm, with soket dia 150mm**Optic (#):**
KO PL - opal ball
KO CI - clear ball
KO CIK - clear ball with black upper part
KO KU - smoke ball
Wiring:
compensated, ballast cat. B
S - high pressure sodium (HPS)
M - mercury lamp (MBF)
E27 - wiring with E27 only
Q - metal halide lamp (HQI)

Versions:
400 - diameter of ball 400 mm (socket dia. 150mm)
500 - diameter of ball 500 mm (socket dia. 150mm)
PMMA - polymethylacrylate ball (standard)
PC - polycarbonate ball

Note:

These fittings are delivered in parts ..parts (OP - bracket with electric equipment, CO - lamp shield, RS - plastic ball)

Cover - ball

	Ø	
RS# 400	400	PMMA
RS# 400PC	400	PC

Lamp shield (CO) (2)

CO400KOV	INOX	T↑	Cover balls over flange
CO400KOVDOL	INOX	↓⊥	Cover the balls under the flange

Bracket with electrocomponents (1)

	lamp	W	⊗
OPE27	-	1x100	E27
OPM80	MBF	1x80	E27
OPM125	MBF	1x125	E27
OPQ70	HQI	1x70	E27
OPQ100	HQI	1x100	E27
OPQ150	HQI	1x150	E27
OPS50	HPS	1x50	E27
OPS70	HPS	1x70	E27
OPS100	HPS	1x100	E40

2

1

LV

2G11 | 230 V 50 Hz | KVG | IP 65 | EEC A B | EVG | max. 100W E27



LV236

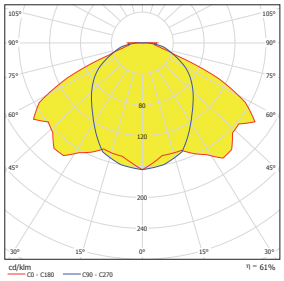

LV236

Street light fittings

Body:
High quality glass reinforced pressed polyester body, steinless clips

Optic:
White painted steel sheet reflector
Polycarbonate cover – Fressnel lens

Wiring (#):
compensated, ballast cat. B (standard wiring)
EP - high frequention ballast

Lamp:
TC-L - compact fluorescent lamp
S - high pressure sodium lamp (HPS)
M - high pressure mercury lamp (MBF)
SOX - low pressure sodium lamp (SOX)

Application:
Multi-purpose exterior fitting for roads, streets, park lots, paths and others applications.
Optimal for 3-8 m posts.

Versions (@):
POJ - with fuse
OK - double-circuit wiring
V60 - flange for bracket diameter 60 1000004902
S60 - flange for post diameter 60 1000004904
V76 - flange for bracket diameter 76 1000004906
S76 - flange for post diameter 76 1000004908
V42 - flange for bracket diameter 42 1000004910

Accessories:
DVO - wall holder - 245039902
DVO-400 - wall holder - 245039905

Note:
The fittings are delivered with a flange, but type of flange must be specificated in order.

V42 - 1000004910

V60 - 1000004902

V76 - 1000004906

S60 - 1000004904

S76 - 1000004908

	W			kg
LV118 #@	1x18	2G11	TC-L	3,9
LV218 #@	2x18	2G11	TC-L	4,4
LV136 #@	1x36	2G11	TC-L	3,9
LV236 #@	2x36	2G11	TC-L	4,4
LV336 #@	3x36	2G11	TC-L	4,9
LV155#@	1x55	2G11	TC-L	3,7
LV255 #@	2x55	2G11	TC-L	3,7
LV280 #@	2x80	2G11	TC-L	3,9
LV70S #@	1x70	E27	HPS	5,2
LV80M #@	1x80	E27	MBF	4,9
LVSOX35 #@	1x35	B22d	SOX	5,5
LVSOX55 #@	1x55	B22d	SOX	5,7
LVE27	Max 1x100	E27	-	3,4

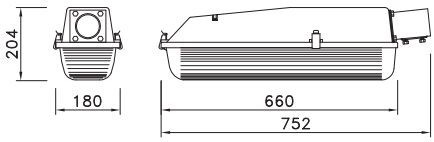

More information at our website www.moduslighting.eu. Due our continuing program of product development data can be changed without notice.

LVN

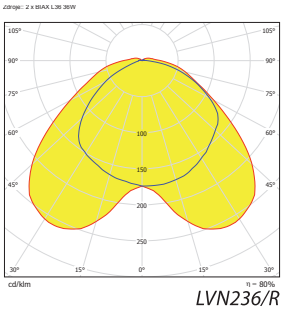

LVN236/R

LVN236



Street light fittings with lower cover

Optic:
White painted steel reflector inside
Polycarbonate cover – Fressnel lens
R - highly polished aluminium reflector inside

Versions:
POJ - with fuse
OK - double-circuit wiring

Note:
LVN – fitting with standard white reflector
LVN/R - fitting with additional highly polished aluminium reflektor. Due a new reflector and cover LVN/R fitting has markedly increased light efficiency.

	W		⊗	kg
LVN136 @	1x36	2G11	TC-L	3,9
LVN236 @	2x36	2G11	TC-L	4,4
LVN155 @	1x55	2G11	TC-L	3,7
LVN255 @	2x55	2G11	TC-L	3,9

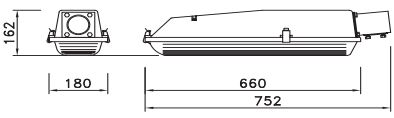

LVS



LVS236

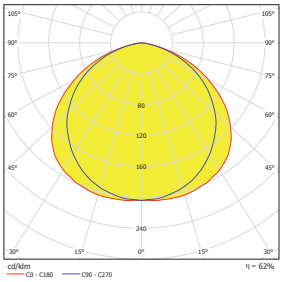

LVS155

Street light fittings with flat glass cover

Body:
High quality glass reinforced pressed polyester body.

Optic:
White painted steel reflector inside
Flat toughened glass cover with stainless steel clips

Wiring (#):
compensated, ballast cat. B (standard wiring)
EP - high frequention ballast

Lamp:
TC-L - compact fluorescent lamp

Versions (@):
POJ - with fuse
OK - double-circuit wiring
V60 - LVS flange for bracket diameter 60 1000004930
S60 - LVS flange for post diameter 60 1000004932

Note:
Dark sky friendly LVS fitting is full cutoff luminare, fitting reducing light pollution. Flanges for mounting on a mast provide a horizontal position of luminaire (they are different from standard flanges for lamps LV).

	W		⊗	kg
LVS136@	1x36	2G11	TC-L	3,9
LVS236@	2x36	2G11	TC-L	4,4
LVS155@	1x55	2G11	TC-L	3,7

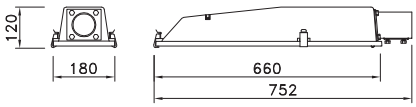

More information at our website www.moduslighting.eu. Due our continuing program of product development data can be changed without notice.

NV G

230 V 50 Hz | KVG | max. 250W E40 | IP 65 | EEC A+ A



NV70SG

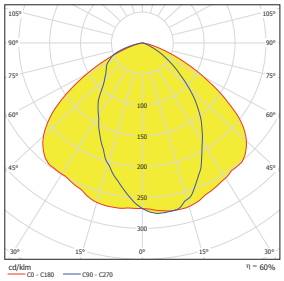

NV150G



Street light fittings

Body:
UV stabile polypropylene, made of grey RAL 7035
PC gear box

Optic:
Aluminium reflector
G - flat toughened glass cover

Wiring:
Compensated, ballast cat. B

Lamp:
S - high pressure sodium lamp (HPS) or metal-halide lamp (HQI)
M - high pressure mercury lamp (MBF)

Versions (@):
EPR - programmable high frequention ballast

Application:
Multi-purpose exterior fitting for roads, streets, park lots, paths and others applications.
Optimal height of installation is 6-12 m.

Note:
Standard mounting flange is multi-purposeful for installation for post or for bracket, diameter 60 mm.
Fittings NV for lamps 250W are NVL signed (they have large body).

	W		⊗	A	B	C	kg
NV70SG @	1x70	E27	HPS	630	320	200	5,0
NV100SG @	1x100	E40	HPS	630	320	200	5,2
NV150SG @	1x150	E40	HPS	630	320	200	5,7
NV80MG @	1x80	E27	MBF	630	320	200	4,8
NV125MG @	1x125	E27	MBF	630	320	200	4,8
NVL250SG @	1x250	E40	HPS	750	400	320	7,8
NVL250MG @	1x250	E40	MBF	750	400	320	7,8

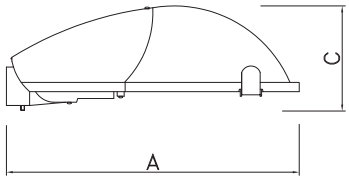

NV PMMA



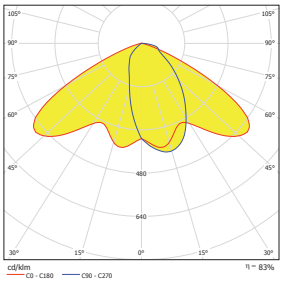

NV150PMMA

NV100SP

Street light fittings

Body:
Fibre glass enforced, heat and UV stabile polypropylene, made of grey RAL 7035
PC gear box

Optic:
Aluminium reflector
bulging PMMA cover

Wiring:
Compensated, ballast cat. B
Lamp:
S - high pressure sodium lamp (HPS) or metal-halide lamp (HQI)
M - high pressure mercury lamp (MBF)

Versions:
EPR - programmable high frequention ballast

Application:
Multi-purpose exterior fitting for roads, streets, park lots, paths and others applications.
Optimal height of installation is 6-12 m.

Note:
Standard mounting flange is multi-purposeful for installation for post or for bracket, diameter 60 mm.
Fittings NV for lamps 250W are NVL signed (they have large body).

	W			A	B	C	kg
NV70SPMMA @	1x70	E27	HPS	630	320	225	5,0
NV100SPMMA @	1x100	E40	HPS	630	320	225	5,2
NV150SPMMA @	1x150	E40	HPS	630	320	225	5,7
NV80MPMMA @	1x80	E27	MBF	630	320	225	4,8
NV125MPMMA @	1x125	E27	MBF	630	320	225	4,8
NVL250SPMMA @	1x250	E40	HPS	750	400	320	7,8
NVL250MPMMA @	1x250	E40	MBF	750	400	320	7,8

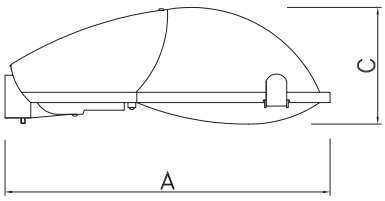

More information at our website www.moduslighting.eu. Due our continuing program of product development data can be changed without notice.

UK

UK100SG

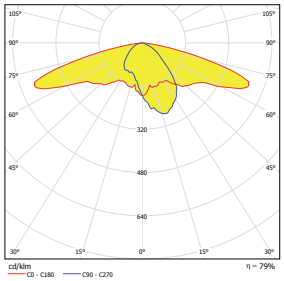

UK100SG

Street light fittings

Body:
Grey painted cast aluminum body.

Optic:
Anodized highly polished aluminium reflector
Toughened glass cover

Wiring:
compensated, ballast cat. B

Lamp:
S - high pressure sodium lamp (HPS)
Q - metal-halide lamp (HQI)

Application:
Multi-purpose exterior fitting with very wide light characteristic, for roads, streets, park lots, paths and others applications.
Optimal for 6-12 m posts.

Accessories:
PRST60 - adjustable flange

Note:
Standard mounting flange is multi-purposeful for installation for post or for bracket, diameter 60 mm.
Dark sky friendly UK fitting is full cutoff luminare, fitting reducing light pollution.

	W		
UK70SG	1x70	E27	HPS, HQI
UK100SG	1x100	E40	HPS, HQI
UK150SG	1x150	E40	HPS, HQI

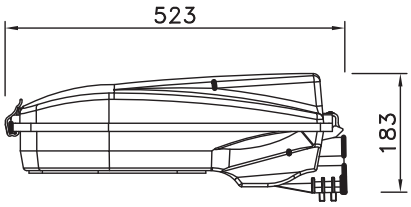

SL, SLX

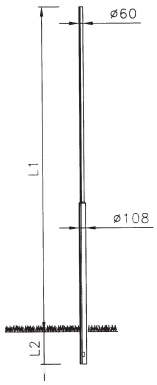



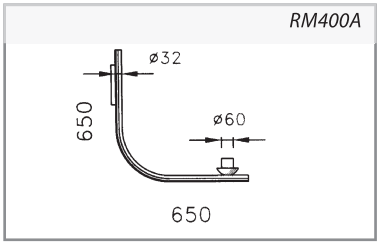

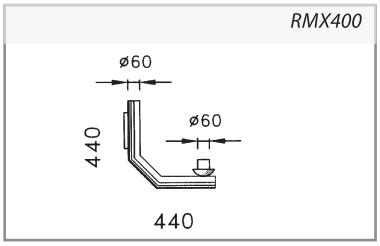

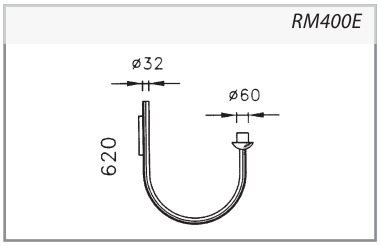

Body:
Metal post for street light fittings - Ø 108 / 60 mm.

Accessories:
Terminal board SS 9-16

Versions:

Surface treatment:
ZZ - zinc-coated
C - black
M - metallizing

SHOUDERS

RM 400A
shoulder for posts SL, SLX

RM 400E
shoulder for posts SL, SLX For use with lampshade downward, it is necessary to order shoulder with shelter (RM400AK or RM400EK).

RMX 400
shoulder for wall mounting

SL/SLX	L1 (mm)	L2 (mm)	Ø1 (mm)	Ø2 (mm)
SL2000	2000	500	60	89
SL3000	3000	500	60	89
SL4000	4000	500	60	89
SL5000	5000	500	60	89
SLX2000	2000	500	60	108
SLX3000	3000	500	60	108
SLX4000	4000	500	60	108
SLX5000	5000	500	60	108

DVO
245039902

DVO-400
245039905

More information at our website www.moduslighting.eu. Due our continuing program of product development data can be changed without notice.

EMERGENCY MODULES

LIDER EVG PLUS – emergency module with NiCd batteries, intended for luminaires equipped with high frequency electronic ballast or magnetic ballast

	W	h	baterie	mAh	V	VA
LEP36/1	6-36	1	NiCd SC 1500/3,6	1500	3,6	5,4
LEP58/1	6-58	1	NiCd SC 1500/4,8	1500	4,8	7,2
LEP80/1	6-80	1	NiCd SC 1500/6	1500	6	9
LEP36/3	6-36	3	NiCd SC 4000/3,6	4000	3,6	14,4
LEP58/3	6-58	3	NiCd SC 4000/4,8	4000	4,8	19,2
LEP80/3	6-80	3	NiCd SC 4000/6	4000	6	24

LIDER EVG – emergency module with NiCd batteries, intended for luminaires equipped with high frequency electronic ballast or magnetic ballast

	W	**h**	**battery**	**mAh**	**V**	**VA**
LE36/1	6-36	1	NiCd SC 1500/3,6	1500	3,6	5,4
LE58/1	6-58	1	NiCd SC 1500/4,8	1500	4,8	7,2
LE80/1	6-80	1	NiCd SC 1500/6	1500	6	9
LE36/3	6-36	3	NiCd SC 4000/3,6	4000	3,6	14,4
LE58/3	6-58	3	NiCd SC 4000/4,8	4000	4,8	19,2
LE80/3	6-80	3	NiCd SC 4000/6	4000	6	24

LIDER EVG AT – emergency module with NiCd batteries, wit autotes fiction, intended for luminaires equipped with high frequency electronic ballast or magnetic ballast

	W	h	battery	mAh	V	VA
LE36/1/AT	6-36	1	NiCd SC 2500/3,6	2500	3,6	5,4
LE58/1/AT	6-58	1	NiCd SC 2500/4,8	2500	4,8	7,2
LE80/1/AT	6-80	1	NiCd SC 2500/6	2500	6	9
LE36/3/AT	6-36	3	NiCd SC 4000/3,6	4000	3,6	14,4
LE58/3/AT	6-58	3	NiCd SC 4000/4,8	4000	4,8	19,2
LE80/3/AT	6-80	3	NiCd SC 4000/6	4000	6	24

LIDER NT EVG – emergency module for ambient temperature from -25°C, with NiCd batteries, intended for luminaires equipped with high frequency electronic ballast or magnetic ballast

	W	**h**	**battery**	**mAh**	**V**	**VA**
LE36/1/NT	6-36	1	NiCd SC 2500/3,6	2500	3,6	5,4
LE58/1/NT	6-58	1	NiCd SC 2500/4,8	2500	4,8	7,2

LIN – emergency module with NiMH batteries, intended for luminaires equipped T5 lamps

	W	h	battery	mAh	V	VA
LN21/1	8, 14, 21	1	NiMH 1500/3,6	1500	3,6	5,4
LN39/1	24, 39	1	NiMH 1500/4,8	1500	4,8	7,2
LN49/1	28, 35, 49	1	NiMH 1500/6	1500	6	9
LN80/1	54, 80	1	NiMH 1500/6	1500	6	9
LN21/3	8, 14, 21	3	NiMH 4000/3,6	4000	4,8	7,2
LN39/3	24, 39	3	NiMH 4000/4,8	4000	4,8	19,2
LN49/3	28, 35, 49	3	NiMH 4000/6	4000	6	24
LN80/3	54, 80	3	NiMH 4000/6	4000	6	24

EMERGENCY LIGHTING

AX

LED | 230 V 50 Hz | EVG | IP 42 | IP 65

LOVATO

LED | 230 V 50 Hz | EVG | IP 40

ECONOMIC LED

LED | 230 V 50 Hz | EVG | IP 65

HELIOS

LED | 230 V 50 Hz | EVG | T5 G5 | IP 42 | IP 65

INFINITY

LED | 230 V 50 Hz | EVG | IP 44

SCREEN



LED | 230 V 50 Hz | EVG | IP 40

SK 8

LED | 230 V 50 Hz | EVG | IP 44

TIGER P

LED | 230 V 50 Hz | EVG | IP 22

More information at our website www.moduslighting.eu. Due our continuing program of product development data can be changed without notice.

TWINS

LED | 230 V 50 Hz | EVG | IP 20

EXIT

LED | 230 V 50 Hz | EVG | IP 65

HELIOS DS

T5 G5 | LED | 230 V 50 Hz | EVG | IP 42

PANORAMA

T5 G5 | LED | 230 V 50 Hz | EVG | IP 54

PLEXI LED

LED | 230 V 50 Hz | EVG | IP 20

TIGER

LED | T5 G5 | 230 V 50 Hz | EVG | IP 22

EMERGENCY MODULES



PICTOGRAMS

ZH

Suspension sets



ZH
Cord suspension with plastic cover of a ceiling hook, without a power cord (cable)

ZH22
Set of 4 cords (lenght 2 m)
Slider is screwed directly into a luminaire body.
This set can be used also for luminaires, which are hung in 2 points – one set for 2 luminaires.
Usable for luminaires LL, LLX, LLY, SLIM, KL, KM, KS, ERA, EXA (4x), T, V3

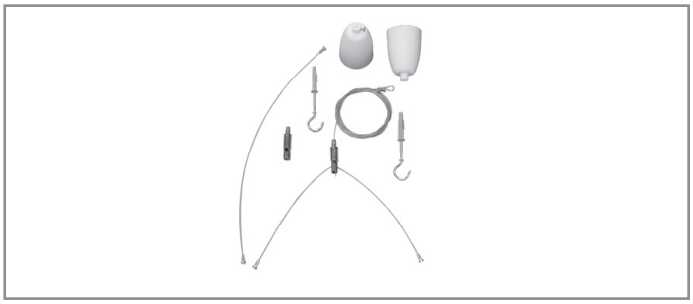

ZH11
Set of 2 cords (lenght 2 m)
Slider is terminated by a short cord with end blobs for hooking into cut-outs in a luminaire body
Usable for luminaires EPOS, EXA (2x), EGO, LEP, MAR, ARES, EVAS



ZHX
Cord suspension , without a power cord (cable)

ZHX22
Set of 4 cords (lenght 2 m)
Slider is screwed directly into a luminaire body.
This set can be used also for luminaires, which are hung in 2 points – one set for 2 luminaires.
Usable for luminaires LL, LLX, LLY, SLIM, KL, KM, KS, ERA, EXA (4x), T, V3

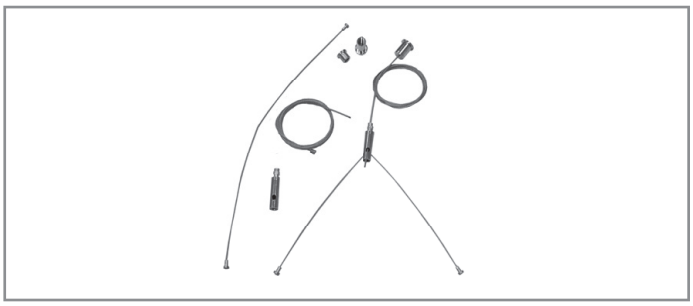

ZHX11
Set of 2 cords (lenght 2 m)
Slider is terminated by a short cord with end blobs for hooking into cut-outs in a luminaire body
Usable for luminaires EPOS, EXA (2x), EGO, LEP, MAR, ARES, EVAS



ZHS
Power cord for pendant luminaires

ZHS3
Transparent power cord, 3x0,75 mm^2, lenght 2,2 m. Aluminium cover of terminal block included (RAL9007s)
For standard luminaires

ZHS5
Transparent power cord, 5x0,75 mm^2, lenght 2,2 m. Aluminium cover of terminal block included (RAL9007s)
For dimmable luminaires, more-circuits wiring or for light fittings with emergency module



	mm
54110	400
54111	600
54112	900
54107	1000
54108	1200
54109	20000

Tube suspension
These suspensiond are convenience for one lamps light fittings especially.
The tube has 7 mm inside diameter, can be cut short.

More information at our website www.moduslighting.eu. Due our continuing program of product development data can be changed without notice.

PROTECTION GRID OM



Surface mounted or recessed MODUS luminaires can be completed with a protective grille to provide additional protection against mechanical damage to the lights. In particular, the lighting installed in sport halls, industrial plants, but also for example in places where it is necessary to prevent the possible intervention of persons in lighting equipment.

NOTES

LEGEND

- suspension fitting, direct
- suspension fitting, indirect
- suspension fitting, direct/indirect
- suspension fitting, asymetric
- suspension fitting, double side information
- suspension fitting, single side information
- suspension fitting
- surface mounted fitting, direct
- wall mounted fitting
- surface mounted fitting, direct/indirect
- recessed fitting
- recessed fitting, asymetric
- recessed fitting, side
- recessed fitting, asymetric side
- surface mounted fitting, asymetric
- park lighting
- floor lamp
- wall mounted fitting, direct
- T8 G13 — linear fluorescent lamp T8 with G13 base
- T5 G5 — linear fluorescent lamp T5 with G5 base
- G23 — compact fluorescent lamp TC-S with G23 base
- G24 — compact fluorescent lamp with G24 base
- 2G7 — compact fluorescent lamp TC-SEL with 2G7 base
- 2G11 — compact fluorescent lamp TC-L with 2G11 base
- G10q — circle fluorescent lamp with G10q base
- RX7s — halogen discharge lamp with RX7s base
- LED — LED source
- 230 V 50 Hz — voltage 230 V – 50 Hz
- KVG — electromagnetic ballast EEI = B
- EVG — electronic ballast
- EVG DIMM — dimmable electronic ballast
- MULTI WATT — multiwatt electronic ballast
- 3P — terminal conector 3p.
- 5PC — terminal conector 5 p. for continuous asembly
- 7PC — terminal conector 7 p. for continuous asembly
- F — for installed on normaly flammable surfaces
- compensated
- uncompensated
- Class II
- KIT — fitting in KIT version
- emergency source
- fitting must not be covered
- gesis — connector system Wieland gesis
- max. 60W E27 — bulb 60 W with E27 base
- max.100W E27 — bulb or discharge lamp with E27 base, max 100 W
- max.125W E27 — bulb or discharge lamp with E27 base, max 125 W
- max.150W E27 — bulb or discharge lamp with E27 base, max 150 W
- max.150W E40 — bulb or discharge lamp with E40 base, max 150 W
- max. 250W E40 — bulb or discharge lamp with E40 base, max 250 W
- max.400W E40 — bulb or discharge lamp with E40 base, max 400 W
- MAX 150W RX7s — discharge lamp with RX7s base, max 150 W
- IP 20 — protection degree IP20
- IP 22 — protection degree IP22
- IP 23 — protection degree IP23
- IP 40 — protection degree IP40
- IP 42 — protection degree IP42
- IP 43 — protection degree IP43
- IP 44 — protection degree IP44
- IP 54 — protection degree IP54
- IP 55 — protection degree IP55
- IP 65 — protection degree IP65
- DP CAT II — louvre category 2
- IK 08 — impact protection IK08
- IK 09 — impact protection IK09
- EEC A+ — energy efficiency label
  Energy efficiency classes of lamps compatible with the Luminaire.

More information at our website www.moduslighting.eu. Due our continuing program of product development data can be changed without notice.

MODUS CODES

LLY236ALEPNZ

- Modus type
- Number of lamps
- Wattage

Optics

AL	parabolic louvre of highly polished aluminium with mat aluminium cross blades
ALDP	double parabolic louvre category C2 of highly polished aluminium
ALDP2	double parabolic louvre category C2 of highly polished aluminium
MATDP	double parabolic louvre category C2 of mat aluminium
M4DP	double parabolic louvre category C2 of MIRO aluminium
ALMAT	parabolic louvre of mat aluminium
ALS	parabolic louvre of highly polished aluminium with mat-ribbed cross blades
ALSMAT	parabolic louvre of mat aluminium with mat-ribbed cross blades
ALU	parabolic louvre of highly polished aluminium with mat aluminium cross blades
AS	highly polished asymetric aluminium reflector
B	white parabolic louvre
INA	closed cover with line
INB	closed cover
INC	perforated cover
KO	opal cover
KP	prizmatic (pellucid) cover
KS	semiopal (frosted) cover
PC	polycarbonate cover
PS	polystyrol cover
REFAL	highly polished aluminium reflector
REFB	white reflector
REFPC	metalized polycarbonate reflector

Wiring

N	uncompensated, ballast cat B
K	compensated, ballast cat. B
EP	high frequency ballast
EPSA	HFB analogue dimmable (1–10 V)
EPSD	HFB digital dimmable DSI
EPSDD	HFB DALI dimmable

Next variants

600	for modul 600
625	for modul 625
NZ	emergency source 1 h
NZ3	emergency source 3 h
P	continuous assembly (through wiring) 3 phasis
F	with flexible cord
K	with WIELAND connector
OK	2 circuits connection
Y	perforated cover
R	for mounting to row
Z	for pendant mounting
V	flange for bracket
S	flange for pole
POJ	terminal block with fuse
RAL9006	color RAL 9006

Sales department Jinočany
Žižkova 273, 252 25 Jinočany
Czech republic
tel.: +420 242 410 237, +420 242 410 238, fax: +420 242 410 248
e-mail: trade@modus.cz

Sales technical support
tel.: +420 242 410 235, fax: +420 242 410 248
e-mail: salesprom@modus.cz

Sales department Třebíč
U Kuchyňky 966, 674 01 Třebíč
Czech republic
tel.: +420 565 651 551, fax: +420 226 015 208
e-mail: prodejtr@modus.cz

Your supplier

e-mail: trade@modus.cz
www.modus.cz
www.moduslighting.eu

8 5 9 6 0 9 9 0 0 2 2 2 0