

Outdoor General Lighting



PERFORMANCE
iN LIGHTING

CEILING MOUNTED

QUASAR



QUASAR 10
CEILING
p. 22



QUASAR 30
CEILING
p. 22



MIMIK 10
CEILING
p. 23

WALL MOUNTED

POLO+



POLO+ ZERO
p. 16



POLO+ 1
p. 16



POLO+ 2
p. 17



POLO+ 3
p. 17

QUASAR



QUASAR 10
p. 18



QUASAR 20
p. 19



QUASAR 30
p. 20

MIMIK



MIMIK 10
p. 10



MIMIK 10
FLAT
p. 11



MIMIK 20
p. 12



MIMIK 20
FLAT
p. 13



MIMIK 30
p. 14



MIMIK 30
FLAT
p. 15

FLOODLIGHT

FOCUS+



FOCUS+ ZERO KIT
p. 4



FOCUS+ ZERO
p. 4



FOCUS+ 1
p. 5



FOCUS+ 2
p. 6



FOCUS+ 3
p. 8

RECESSED WALL

INSERT+



INSERT+ ZERO
p. 28



INSERT+ ZERO
CLIP
p. 28



INSERT+ 1
p. 29



INSERT+ 1
MARINE
p. 29



INSERT+ 2
p. 30

BOLLARD

MIMIK



MIMIK 10
POST 300
p. 24



MIMIK 10
POST 600
p. 24

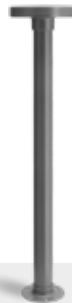


MIMIK 10
POST 1000
p. 25

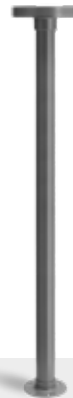
PADO



PADO 600
p. 26



PADO 900
p. 26



PADO 1200
p. 26

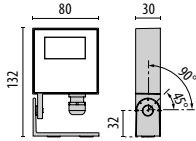


PADO
p. 27



PADO BASIC
p. 27

FOCUS+ ZERO



- GR-94 / Metallic grey / Structured
- AN-96 / Anthracite gray / Structured
- WH-87 / White / Structured



FOCUS+ ZERO S/EW

IK06 1J xx3

WATTAGE	KELVIN	OPTIC	LIGHTSOURCE LUMEN OUTPUT	LUMINAIRE LUMEN OUTPUT	L	B	LIFETIME	COLOUR/ RAL	PART NUMBER
Power LED 220-240 V 50/60 Hz									
10 W	4000	S/EW	1485 lm	634 lm	70	10	35000 h	●	304609
10 W	3000	S/EW	1350 lm	611 lm	70	10	35000 h	●	304608
10 W	4000	S/EW	1485 lm	634 lm	70	10	35000 h	●	304611
10 W	3000	S/EW	1350 lm	611 lm	70	10	35000 h	●	304610
10 W	4000	S/EW	1485 lm	634 lm	70	10	35000 h	○	304690
10 W	3000	S/EW	1350 lm	611 lm	70	10	35000 h	○	304689

OPTIONAL ACCESSORIES

DESCRIPTION	COLOUR	PART NUMBER
Connection Kit Ø 7-10,5 mm IP 68	-	310513
Connection Kit Y 3-way Ø 14-17 mm IP 68	-	310495
Connection Kit Y 3-way Ø 7-1,5 mm IP 68	-	310496
Ground spike	●	700191




Pre-wired with 1m H05RN-F cable.



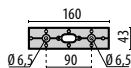
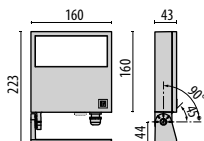
FOCUS+ ZERO KIT S/EW

IK06 1J xx3

WATTAGE	KELVIN	OPTIC	LIGHTSOURCE LUMEN OUTPUT	LUMINAIRE LUMEN OUTPUT	L	B	LIFETIME	COLOUR/ RAL	PART NUMBER
Power LED 220-240 V 50/60 Hz									
10 W	4000	S/EW	1485 lm	634 lm	70	10	35000 h	●	305509
10 W	3000	S/EW	1350 lm	611 lm	70	10	35000 h	●	305508



FOCUS+ 1

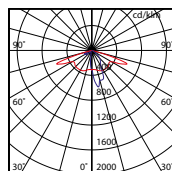


● AN-96 / Anthracite gray / Structured

FOCUS+1 A/M

IK06 1J xx3

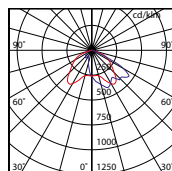
WATTAGE	KELVIN	OPTIC	LIGHTSOURCE LUMEN OUTPUT	LUMINAIRE LUMEN OUTPUT	L	B	LIFETIME	COLOUR/ RAL	PART NUMBER
Power LED 220-240 V 50/60 Hz									
18 W	4000	A/M	1880 lm	1308 lm	70	10	60000 h	● 305098	
18 W	3000	A/M	1680 lm	1170 lm	70	10	60000 h	● 305097	
Power LED - dimmable DALI 220-240 V 50/60 Hz									
18 W	4000	A/M	1880 lm	1308 lm	70	10	60000 h	● 305110	
18 W	3000	A/M	1680 lm	1170 lm	70	10	60000 h	● 305109	



FOCUS+1 A/W

IK06 1J xx3

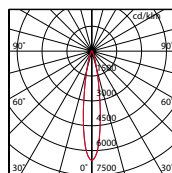
WATTAGE	KELVIN	OPTIC	LIGHTSOURCE LUMEN OUTPUT	LUMINAIRE LUMEN OUTPUT	L	B	LIFETIME	COLOUR/ RAL	PART NUMBER
Power LED 220-240 V 50/60 Hz									
18 W	4000	A/W	1880 lm	1239 lm	70	10	60000 h	● 305100	
18 W	3000	A/W	1680 lm	1108 lm	70	10	60000 h	● 305099	
Power LED - dimmable DALI 220-240 V 50/60 Hz									
18 W	4000	A/W	1880 lm	1239 lm	70	10	60000 h	● 305112	
18 W	3000	A/W	1680 lm	1108 lm	70	10	60000 h	● 305111	



FOCUS+1 C/I

IK06 1J xx3

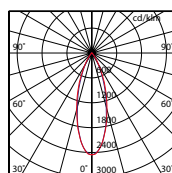
WATTAGE	KELVIN	OPTIC	LIGHTSOURCE LUMEN OUTPUT	LUMINAIRE LUMEN OUTPUT	L	B	LIFETIME	COLOUR/ RAL	PART NUMBER
Power LED 220-240 V 50/60 Hz									
18 W	4000	C/I	1880 lm	1395 lm	70	10	60000 h	● 305486	
18 W	3000	C/I	1680 lm	1247 lm	70	10	60000 h	● 305485	
Power LED - dimmable DALI 220-240 V 50/60 Hz									
18 W	4000	C/I	1880 lm	1395 lm	70	10	60000 h	● 305102	
18 W	3000	C/I	1680 lm	1247 lm	70	10	60000 h	● 305101	



FOCUS+1 C/M

IK06 1J xx3

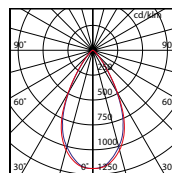
WATTAGE	KELVIN	OPTIC	LIGHTSOURCE LUMEN OUTPUT	LUMINAIRE LUMEN OUTPUT	L	B	LIFETIME	COLOUR/ RAL	PART NUMBER
Power LED 220-240 V 50/60 Hz									
18 W	4000	C/M	1880 lm	1389 lm	70	10	60000 h	● 305488	
18 W	3000	C/M	1680 lm	1242 lm	70	10	60000 h	● 305487	
Power LED - dimmable DALI 220-240 V 50/60 Hz									
18 W	4000	C/M	1880 lm	1389 lm	70	10	60000 h	● 305104	
18 W	3000	C/M	1680 lm	1242 lm	70	10	60000 h	● 305103	



FOCUS+1 C/W

IK06 1J xx3

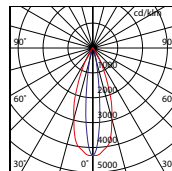
WATTAGE	KELVIN	OPTIC	LIGHTSOURCE LUMEN OUTPUT	LUMINAIRE LUMEN OUTPUT	L	B	LIFETIME	COLOUR/ RAL	PART NUMBER
Power LED 220-240 V 50/60 Hz									
18 W	4000	C/W	1880 lm	1320 lm	70	10	60000 h	●	305490
18 W	3000	C/W	1680 lm	1180 lm	70	10	60000 h	●	305489
Power LED - dimmable DALI 220-240 V 50/60 Hz									
18 W	4000	C/W	1880 lm	1320 lm	70	10	60000 h	●	305106
18 W	3000	C/W	1680 lm	1180 lm	70	10	60000 h	●	305105



FOCUS+1 ELL

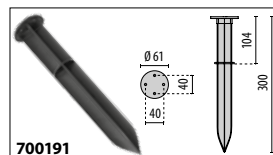
IK06 1J xx3

WATTAGE	KELVIN	OPTIC	LIGHTSOURCE LUMEN OUTPUT	LUMINAIRE LUMEN OUTPUT	L	B	LIFETIME	COLOUR/ RAL	PART NUMBER
Power LED 220-240 V 50/60 Hz									
18 W	4000	ELL	1880 lm	1462 lm	70	10	60000 h	●	305096
18 W	3000	ELL	1680 lm	1307 lm	70	10	60000 h	●	305095
Power LED - dimmable DALI 220-240 V 50/60 Hz									
18 W	4000	ELL	1880 lm	1462 lm	70	10	60000 h	●	305108
18 W	3000	ELL	1680 lm	1307 lm	70	10	60000 h	●	305107

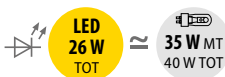
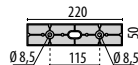
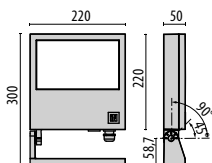


OPTIONAL ACCESSORIES

DESCRIPTION	COLOUR	PART NUMBER
Ground spike	●	700191



FOCUS+ 2

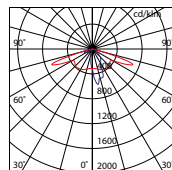


● AN-96 / Anthracite gray / Structured

FOCUS+2 A/M

IK09 10J xx7

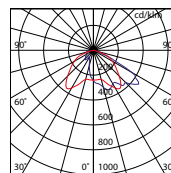
WATTAGE	KELVIN	OPTIC	LIGHTSOURCE LUMEN OUTPUT	LUMINAIRE LUMEN OUTPUT	L	B	LIFETIME	COLOUR/ RAL	PART NUMBER
Power LED 220-240 V 50/60 Hz									
26 W	4000	A/M	2820 lm	2069 lm	70	10	60000 h	●	305170
26 W	3000	A/M	2520 lm	1853 lm	70	10	60000 h	●	305169
Power LED - dimmable DALI 220-240 V 50/60 Hz									
26 W	4000	A/M	2820 lm	2069 lm	70	10	60000 h	●	305182
26 W	3000	A/M	2520 lm	1853 lm	70	10	60000 h	●	305181



FOCUS+2 A/W

IK09 10J xx7

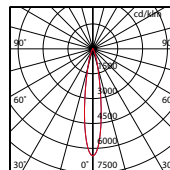
WATTAGE	KELVIN	OPTIC	LIGHTSOURCE LUMEN OUTPUT	LUMINAIRE LUMEN OUTPUT	L	B	LIFETIME	CLOUR/ RAL	PART NUMBER
Power LED 220-240 V 50/60 Hz									
26 W	4000	A/W	2820 lm	2074 lm	70	10	60000 h	●	305172
26 W	3000	A/W	2520 lm	1857 lm	70	10	60000 h	●	305171
Power LED - dimmable DALI 220-240 V 50/60 Hz									
26 W	4000	A/W	2820 lm	2074 lm	70	10	60000 h	●	305184
26 W	3000	A/W	2520 lm	1857 lm	70	10	60000 h	●	305183



FOCUS+2 C/I

IK09 10J xx7

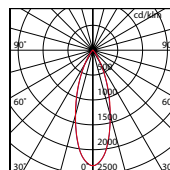
WATTAGE	KELVIN	OPTIC	LIGHTSOURCE LUMEN OUTPUT	LUMINAIRE LUMEN OUTPUT	L	B	LIFETIME	CLOUR/ RAL	PART NUMBER
Power LED 220-240 V 50/60 Hz									
26 W	4000	C/I	2820 lm	2189 lm	70	10	60000 h	●	305162
26 W	3000	C/I	2520 lm	1960 lm	70	10	60000 h	●	305161
Power LED - dimmable DALI 220-240 V 50/60 Hz									
26 W	4000	C/I	2820 lm	2189 lm	70	10	60000 h	●	305174
26 W	3000	C/I	2520 lm	1960 lm	70	10	60000 h	●	305173



FOCUS+2 C/M

IK09 10J xx7

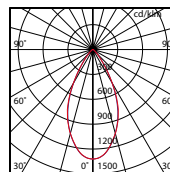
WATTAGE	KELVIN	OPTIC	LIGHTSOURCE LUMEN OUTPUT	LUMINAIRE LUMEN OUTPUT	L	B	LIFETIME	CLOUR/ RAL	PART NUMBER
Power LED 220-240 V 50/60 Hz									
26 W	4000	C/M	2820 lm	2181 lm	70	10	60000 h	●	305164
26 W	3000	C/M	2520 lm	1953 lm	70	10	60000 h	●	305163
Power LED - dimmable DALI 220-240 V 50/60 Hz									
26 W	4000	C/M	2820 lm	2181 lm	70	10	60000 h	●	305176
26 W	3000	C/M	2520 lm	1953 lm	70	10	60000 h	●	305175



FOCUS+2 C/W

IK09 10J xx7

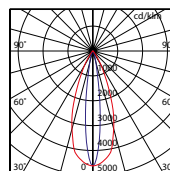
WATTAGE	KELVIN	OPTIC	LIGHTSOURCE LUMEN OUTPUT	LUMINAIRE LUMEN OUTPUT	L	B	LIFETIME	CLOUR/ RAL	PART NUMBER
Power LED 220-240 V 50/60 Hz									
26 W	4000	C/W	2820 lm	2037 lm	70	10	60000 h	●	305166
26 W	3000	C/W	2520 lm	1824 lm	70	10	60000 h	●	305165
Power LED - dimmable DALI 220-240 V 50/60 Hz									
26 W	4000	C/W	2820 lm	2037 lm	70	10	60000 h	●	305178
26 W	3000	C/W	2520 lm	1824 lm	70	10	60000 h	●	305177



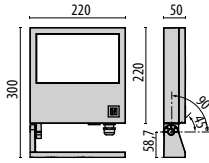
FOCUS+2 ELL

IK09 10J xx7

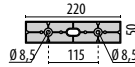
WATTAGE	KELVIN	OPTIC	LIGHTSOURCE LUMEN OUTPUT	LUMINAIRE LUMEN OUTPUT	L	B	LIFETIME	CLOUR/ RAL	PART NUMBER
Power LED 220-240 V 50/60 Hz									
26 W	4000	ELL	2820 lm	2292 lm	70	10	60000 h	●	305168
26 W	3000	ELL	2520 lm	2052 lm	70	10	60000 h	●	305167
Power LED - dimmable DALI 220-240 V 50/60 Hz									
26 W	4000	ELL	2820 lm	2292 lm	70	10	60000 h	●	305180
26 W	3000	ELL	2520 lm	2052 lm	70	10	60000 h	●	305179



FOCUS+ 3



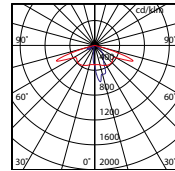
● AN-96 / Anthracite gray / Structured



FOCUS+3 A/M

IK09 10J xx7

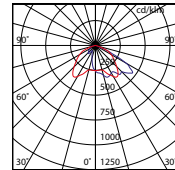
WATTAGE	KELVIN	OPTIC	LIGHTSOURCE LUMEN OUTPUT	LUMINAIRE LUMEN OUTPUT	L	B	LIFETIME	COLOUR/ RAL	PART NUMBER
Power LED 220-240 V 50/60 Hz									
50 W	4000	A/M	5640 lm	3807 lm	70	10	60000 h	●	305242
50 W	3000	A/M	5040 lm	3409 lm	70	10	60000 h	●	305241
Power LED - dimmable DALI 220-240 V 50/60 Hz									
50 W	4000	A/M	5640 lm	3807 lm	70	10	60000 h	●	305254
50 W	3000	A/M	5040 lm	3409 lm	70	10	60000 h	●	305253



FOCUS+3 A/W

IK09 10J xx7

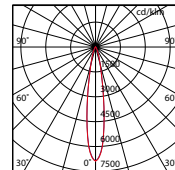
WATTAGE	KELVIN	OPTIC	LIGHTSOURCE LUMEN OUTPUT	LUMINAIRE LUMEN OUTPUT	L	B	LIFETIME	COLOUR/ RAL	PART NUMBER
Power LED 220-240 V 50/60 Hz									
50 W	4000	A/W	5640 lm	3820 lm	70	10	60000 h	●	305244
50 W	3000	A/W	5040 lm	3420 lm	70	10	60000 h	●	305243
Power LED - dimmable DALI 220-240 V 50/60 Hz									
50 W	4000	A/W	5640 lm	3820 lm	70	10	60000 h	●	305256
50 W	3000	A/W	5040 lm	3420 lm	70	10	60000 h	●	305255



FOCUS+3 C/I

IK09 10J xx7

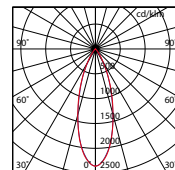
WATTAGE	KELVIN	OPTIC	LIGHTSOURCE LUMEN OUTPUT	LUMINAIRE LUMEN OUTPUT	L	B	LIFETIME	COLOUR/ RAL	PART NUMBER
Power LED 220-240 V 50/60 Hz									
50 W	4000	C/I	5640 lm	4199 lm	70	10	60000 h	●	305234
50 W	3000	C/I	5040 lm	3760 lm	70	10	60000 h	●	305233
Power LED - dimmable DALI 220-240 V 50/60 Hz									
50 W	4000	C/I	5640 lm	4199 lm	70	10	60000 h	●	305246
50 W	3000	C/I	5040 lm	3760 lm	70	10	60000 h	●	305245



FOCUS+3 C/M

IK09 10J xx7

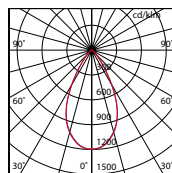
WATTAGE	KELVIN	OPTIC	LIGHTSOURCE LUMEN OUTPUT	LUMINAIRE LUMEN OUTPUT	L	B	LIFETIME	COLOUR/ RAL	PART NUMBER
Power LED 220-240 V 50/60 Hz									
50 W	4000	C/M	5640 lm	4114 lm	70	10	60000 h	●	305236
50 W	3000	C/M	5040 lm	3683 lm	70	10	60000 h	●	305235
Power LED - dimmable DALI 220-240 V 50/60 Hz									
50 W	4000	C/M	5640 lm	4114 lm	70	10	60000 h	●	305248
50 W	3000	C/M	5040 lm	3683 lm	70	10	60000 h	●	305247



FOCUS+3 C/W

IK09 10J xx7

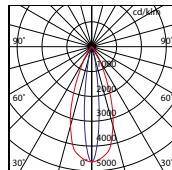
WATTAGE	KELVIN	OPTIC	LIGHTSOURCE LUMEN OUTPUT	LUMINAIRE LUMEN OUTPUT	L	B	LIFETIME	CLOUR/ RAL	PART NUMBER
Power LED 220-240 V 50/60 Hz									
50 W	4000	C/W	5640 lm	3852 lm	70	10	60000 h	●	305238
50 W	3000	C/W	5040 lm	3449 lm	70	10	60000 h	●	305237
Power LED - dimmable DALI 220-240 V 50/60 Hz									
50 W	4000	C/W	5640 lm	3852 lm	70	10	60000 h	●	305250
50 W	3000	C/W	5040 lm	3449 lm	70	10	60000 h	●	305249



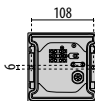
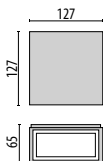
FOCUS+3 ELL

IK09 10J xx7

WATTAGE	KELVIN	OPTIC	LIGHTSOURCE LUMEN OUTPUT	LUMINAIRE LUMEN OUTPUT	L	B	LIFETIME	CLOUR/ RAL	PART NUMBER
Power LED 220-240 V 50/60 Hz									
50 W	4000	ELL	5640 lm	4428 lm	70	10	60000 h	●	305240
50 W	3000	ELL	5040 lm	3964 lm	70	10	60000 h	●	305239
Power LED - dimmable DALI 220-240 V 50/60 Hz									
50 W	4000	ELL	5640 lm	4428 lm	70	10	60000 h	●	305252
50 W	3000	ELL	5040 lm	3964 lm	70	10	60000 h	●	305251



MIMIK 10



- GR-94 / Metallic grey / Structured
- AN-96 / Anthracite gray / Structured
- WH-87 / White / Structured

MIMIK 10 M C/I

IK05 0,70J xx3


WATTAGE	KELVIN	OPTIC	LIGHTSOURCE LUMEN OUTPUT	LUMINAIRE LUMEN OUTPUT	L	B	LIFETIME	COLOUR/ RAL	PART NUMBER
Power LED 220-240 V 50/60 Hz									
5 W	4000	C/I	593 lm	432 lm	80	10	60000 h	●	304851
5 W	3000	C/I	561 lm	379 lm	80	10	60000 h	●	304848
5 W	4000	C/I	593 lm	432 lm	80	10	60000 h	●	304850
5 W	3000	C/I	561 lm	379 lm	80	10	60000 h	●	304847
5 W	4000	C/I	593 lm	432 lm	80	10	60000 h	○	304852
5 W	3000	C/I	561 lm	379 lm	80	10	60000 h	○	304849



MIMIK 10 M CP/T3

IK05 0,70J xx3


WATTAGE	KELVIN	OPTIC	LIGHTSOURCE LUMEN OUTPUT	LUMINAIRE LUMEN OUTPUT	L	B	LIFETIME	COLOUR/ RAL	PART NUMBER
Power LED 220-240 V 50/60 Hz									
5 W	4000	CP/T3	593 lm	358 lm	80	10	60000 h	●	304857
5 W	3000	CP/T3	561 lm	314 lm	80	10	60000 h	●	304854
5 W	4000	CP/T3	593 lm	358 lm	80	10	60000 h	●	304856
5 W	3000	CP/T3	561 lm	314 lm	80	10	60000 h	●	304853
5 W	4000	CP/T3	593 lm	358 lm	80	10	60000 h	○	304858
5 W	3000	CP/T3	561 lm	314 lm	80	10	60000 h	○	304855



MIMIK 10 B C/I

IK05 0,70J xx3


WATTAGE	KELVIN	OPTIC	LIGHTSOURCE LUMEN OUTPUT	LUMINAIRE LUMEN OUTPUT	L	B	LIFETIME	COLOUR/ RAL	PART NUMBER
Power LED 220-240 V 50/60 Hz									
10 W	4000	C/I	1120 lm	888 lm	80	10	60000 h	●	304863
10 W	3000	C/I	1040 lm	779 lm	80	10	60000 h	●	304860
10 W	4000	C/I	1120 lm	888 lm	80	10	60000 h	●	304862
10 W	3000	C/I	1040 lm	779 lm	80	10	60000 h	●	304859
10 W	4000	C/I	1120 lm	888 lm	80	10	60000 h	○	304864
10 W	3000	C/I	1040 lm	779 lm	80	10	60000 h	○	304861



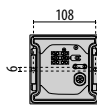
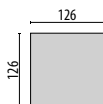
MIMIK 10 B CP/T3+C/I

IK05 0,70J xx3

WATTAGE	KELVIN	OPTIC	LIGHTSOURCE LUMEN OUTPUT	LUMINAIRE LUMEN OUTPUT	L	B	LIFETIME	COLOUR/ RAL	PART NUMBER
Power LED 220-240 V 50/60 Hz									
10 W	4000	-	1120 lm	806 lm	80	10	60000 h	●	304869
10 W	3000	-	1040 lm	707 lm	80	10	60000 h	●	304866
10 W	4000	-	1120 lm	806 lm	80	10	60000 h	●	304868
10 W	3000	-	1040 lm	707 lm	80	10	60000 h	●	304865
10 W	4000	-	1120 lm	806 lm	80	10	60000 h	○	304870
10 W	3000	-	1040 lm	707 lm	80	10	60000 h	○	304867



MIMIK 10 FLAT




- GR-94 / Metallic grey / Structured
- AN-96 / Anthracite gray / Structured
- WH-87 / White / Structured

MIMIK 10 FLAT M

IK06 1J xx3


WATTAGE	KELVIN	OPTIC	LIGHTS SOURCE LUMEN OUTPUT	LUMINAIRE LUMEN OUTPUT	L	B	LIFETIME	COLOUR/ RAL	PART NUMBER
Power LED 220-240 V 50/60 Hz									
5 W	4000	A/W	700 lm	473 lm	80	10	60000 h	●	304827
5 W	3000	A/W	650 lm	451 lm	80	10	60000 h	●	304824
5 W	4000	A/W	700 lm	473 lm	80	10	60000 h	●	304826
5 W	3000	A/W	650 lm	451 lm	80	10	60000 h	●	304823
5 W	4000	A/W	700 lm	473 lm	80	10	60000 h	○	304828
5 W	3000	A/W	650 lm	451 lm	80	10	60000 h	○	304825



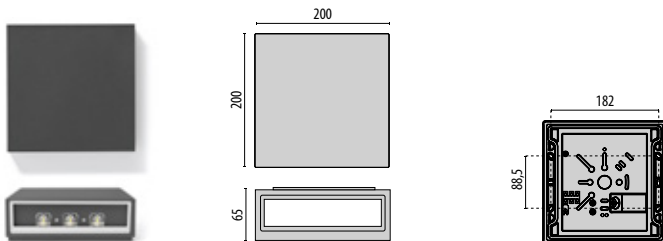
MIMIK 10 FLAT B

IK06 1J xx3

WATTAGE	KELVIN	OPTIC	LIGHTS SOURCE LUMEN OUTPUT	LUMINAIRE LUMEN OUTPUT	L	B	LIFETIME	COLOUR/ RAL	PART NUMBER
Power LED 220-240 V 50/60 Hz									
10 W	4000	A/W	1357 lm	925 lm	80	10	60000 h	●	304833
10 W	3000	A/W	1140 lm	880 lm	80	10	60000 h	●	304830
10 W	4000	A/W	1357 lm	925 lm	80	10	60000 h	●	304832
10 W	3000	A/W	1140 lm	880 lm	80	10	60000 h	●	304829
10 W	4000	A/W	1357 lm	925 lm	80	10	60000 h	○	304834
10 W	3000	A/W	1140 lm	880 lm	80	10	60000 h	○	304831



MIMIK 20

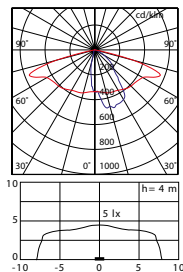


- GR-94 / Metallic gray / Structured
- AN-96 / Anthracite gray / Structured
- WH-87 / White / Structured

MIMIK 20 CP/T2

IK06 1J xx3

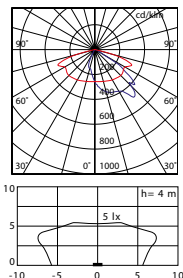
WATTAGE	KELVIN	OPTIC	LIGHTSOURCE LUMEN OUTPUT	LUMINAIRE LUMEN OUTPUT	L	B	LIFETIME	COLOUR/ RAL	PART NUMBER
Power LED 220-240 V 50/60 Hz									
26 W	4000	CP/T2	3360 lm	2292 lm	80	10	60000 h	●	303752
26 W	3000	CP/T2	3120 lm	2256 lm	80	10	60000 h	●	303754
26 W	4000	CP/T2	3360 lm	2292 lm	80	10	60000 h	●	303753
26 W	3000	CP/T2	3120 lm	2256 lm	80	10	60000 h	●	303755
26 W	4000	CP/T2	3360 lm	2292 lm	80	10	60000 h	○	303841
26 W	3000	CP/T2	3120 lm	2256 lm	80	10	60000 h	○	303840



MIMIK 20 CP/T3

IK06 1J xx3

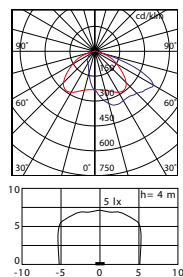
WATTAGE	KELVIN	OPTIC	LIGHTSOURCE LUMEN OUTPUT	LUMINAIRE LUMEN OUTPUT	L	B	LIFETIME	COLOUR/ RAL	PART NUMBER
Power LED 220-240 V 50/60 Hz									
26 W	4000	CP/T3	3360 lm	2309 lm	80	10	60000 h	●	303756
26 W	3000	CP/T3	3120 lm	2273 lm	80	10	60000 h	●	303758
26 W	4000	CP/T3	3360 lm	2309 lm	80	10	60000 h	●	303757
26 W	3000	CP/T3	3120 lm	2273 lm	80	10	60000 h	●	303759
26 W	4000	CP/T3	3360 lm	2309 lm	80	10	60000 h	○	303733
26 W	3000	CP/T3	3120 lm	2273 lm	80	10	60000 h	○	303734



MIMIK 20 A60/W

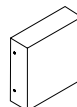
IK06 1J xx3

WATTAGE	KELVIN	OPTIC	LIGHTSOURCE LUMEN OUTPUT	LUMINAIRE LUMEN OUTPUT	L	B	LIFETIME	COLOUR/ RAL	PART NUMBER
Power LED 220-240 V 50/60 Hz									
26 W	4000	A60/W	3360 lm	2183 lm	80	10	60000 h	●	303760
26 W	3000	A60/W	3120 lm	2149 lm	80	10	60000 h	●	303762
26 W	4000	A60/W	3360 lm	2183 lm	80	10	60000 h	●	303761
26 W	3000	A60/W	3120 lm	2149 lm	80	10	60000 h	●	303763
26 W	4000	A60/W	3360 lm	2183 lm	80	10	60000 h	○	303735
26 W	3000	A60/W	3120 lm	2149 lm	80	10	60000 h	○	303736



OPTIONAL ACCESSORIES

DESCRIPTION	COLOUR	PART NUMBER
MIMIK CP/T2 - CP/T3 - A60/W		
Customising ring	●	310444
Customising ring	●	310445
Customising ring	○	310449

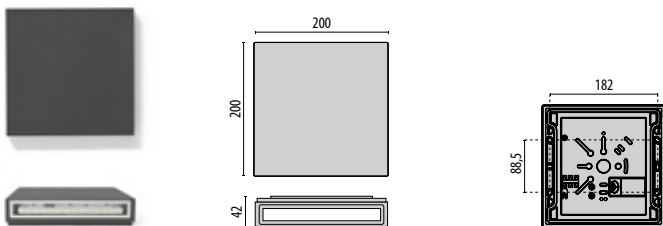


MIMIK



- 310444** - GR-94
- 310445** - AN-96
- 310449** - WH-87

MIMIK 20 FLAT




- GR-94 / Metallic grey / Structured
- AN-96 / Anthracite gray / Structured
- WH-87 / White / Structured

MIMIK 20 FLAT M

IK06 1J xx3


WATTAGE	KELVIN	OPTIC	LIGHTSOURCE LUMEN OUTPUT	LUMINAIRE LUMEN OUTPUT	L	B	LIFETIME	COLOUR/ RAL	PART NUMBER
Power LED 220-240 V 50/60 Hz									
13,5 W	4000	A/W	1710 lm	1042 lm	80	10	60000 h	●	303744
13,5 W	3000	A/W	1653 lm	960 lm	80	10	60000 h	●	303746
13,5 W	4000	A/W	1710 lm	1042 lm	80	10	60000 h	●	303745
13,5 W	3000	A/W	1653 lm	960 lm	80	10	60000 h	●	303747
13,5 W	4000	A/W	1710 lm	1042 lm	80	10	60000 h	○	303795
13,5 W	3000	A/W	1653 lm	960 lm	80	10	60000 h	○	303842



MIMIK 20 FLAT B

IK06 1J xx3

WATTAGE	KELVIN	OPTIC	LIGHTSOURCE LUMEN OUTPUT	LUMINAIRE LUMEN OUTPUT	L	B	LIFETIME	COLOUR/ RAL	PART NUMBER
Power LED 220-240 V 50/60 Hz									
24 W	4000	A/W	3420 lm	2095 lm	80	10	60000 h	●	303748
24 W	3000	A/W	3306 lm	1930 lm	80	10	60000 h	●	303750
24 W	4000	A/W	3420 lm	2095 lm	80	10	60000 h	●	303749
24 W	3000	A/W	3306 lm	1930 lm	80	10	60000 h	●	303751
24 W	4000	A/W	3420 lm	2095 lm	80	10	60000 h	○	303797
24 W	3000	A/W	3306 lm	1930 lm	80	10	60000 h	○	303794

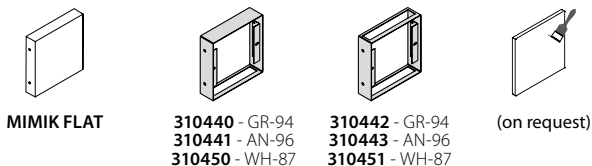


OPTIONAL ACCESSORIES

DESCRIPTION	COLOUR	PART NUMBER
MIMIK FLAT M		
FLAT M Customising ring	●	310440
FLAT M Customising ring	●	310441
FLAT M Customising ring	○	310450
MIMIK FLAT B		
FLAT B Customising ring	●	310442
FLAT B Customising ring	●	310443
FLAT B Customising ring	○	310451



The frame which is available as an accessory, allows the panel to be installed on the luminaire front. The panel can be plastered to match the finish of the wall on which it is to be installed.



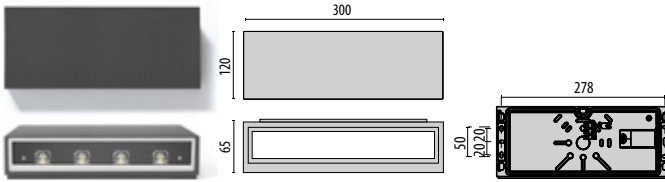
MIMIK FLAT

310440 - GR-94
310441 - AN-96
310450 - WH-87

310442 - GR-94
310443 - AN-96
310451 - WH-87

(on request)

MIMIK 30

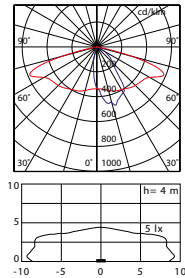


- GR-94 / Metallic grey / Structured
- AN-96 / Anthracite gray / Structured
- WH-87 / White / Structured

MIMIK 30 CP/T2

IK06 1J xx3

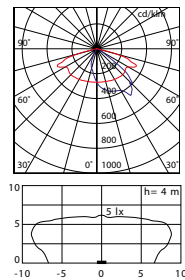
WATTAGE	KELVIN	OPTIC	LIGHTSOURCE LUMEN OUTPUT	LUMINAIRE LUMEN OUTPUT	L	B	LIFETIME	COLOUR/ RAL	PART NUMBER
Power LED 220-240 V 50/60 Hz									
30 W	4000	CP/T2	4480 lm	2700 lm	80	10	60000 h	●	303802
30 W	3000	CP/T2	4160 lm	2506 lm	80	10	60000 h	●	303804
30 W	4000	CP/T2	4480 lm	2700 lm	80	10	60000 h	●	303803
30 W	3000	CP/T2	4160 lm	2506 lm	80	10	60000 h	●	303805
30 W	4000	CP/T2	4480 lm	2700 lm	80	10	60000 h	○	303845
30 W	3000	CP/T2	4160 lm	2506 lm	80	10	60000 h	○	303846



MIMIK 30 CP/T3

IK06 1J xx3

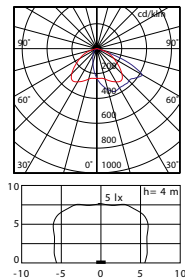
WATTAGE	KELVIN	OPTIC	LIGHTSOURCE LUMEN OUTPUT	LUMINAIRE LUMEN OUTPUT	L	B	LIFETIME	COLOUR/ RAL	PART NUMBER
Power LED 220-240 V 50/60 Hz									
30 W	4000	CP/T3	4480 lm	2755 lm	80	10	60000 h	●	303806
30 W	3000	CP/T3	4160 lm	2558 lm	80	10	60000 h	●	303808
30 W	4000	CP/T3	4480 lm	2755 lm	80	10	60000 h	●	303807
30 W	3000	CP/T3	4160 lm	2558 lm	80	10	60000 h	●	303809
30 W	4000	CP/T3	4480 lm	2755 lm	80	10	60000 h	○	303847
30 W	3000	CP/T3	4160 lm	2558 lm	80	10	60000 h	○	303848



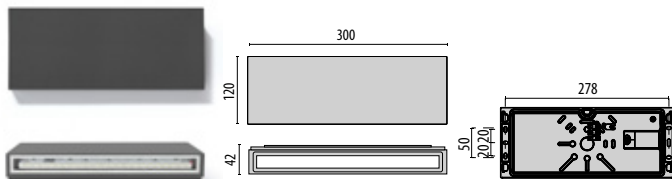
MIMIK 30 A60/W

IK06 1J xx3

WATTAGE	KELVIN	OPTIC	LIGHTSOURCE LUMEN OUTPUT	LUMINAIRE LUMEN OUTPUT	L	B	LIFETIME	COLOUR/ RAL	PART NUMBER
Power LED 220-240 V 50/60 Hz									
30 W	4000	A60/W	4480 lm	2558 lm	80	10	60000 h	●	303810
30 W	3000	A60/W	4160 lm	2373 lm	80	10	60000 h	●	303812
30 W	4000	A60/W	4480 lm	2558 lm	80	10	60000 h	●	303811
30 W	3000	A60/W	4160 lm	2373 lm	80	10	60000 h	●	303813
30 W	4000	A60/W	4480 lm	2558 lm	80	10	60000 h	○	303849
30 W	3000	A60/W	4160 lm	2373 lm	80	10	60000 h	○	303850



MIMIK 30 FLAT




- GR-94 / Metallic grey / Structured
- AN-96 / Anthracite gray / Structured
- WH-87 / White / Structured

MIMIK 30 FLAT


IK06 1J xx3

WATTAGE	KELVIN	OPTIC	LIGHTSOURCE LUMEN OUTPUT	LUMINAIRE LUMEN OUTPUT	L	B	LIFETIME	COLOUR/ RAL	PART NUMBER
Power LED 220-240 V 50/60 Hz									
20 W	4000	A/W	2736 lm	1597 lm	80	10	60000 h	●	303798
20 W	3000	A/W	2644 lm	1506 lm	80	10	60000 h	●	303800
20 W	4000	A/W	2736 lm	1597 lm	80	10	60000 h	●	303799
20 W	3000	A/W	2644 lm	1506 lm	80	10	60000 h	●	303801
20 W	4000	A/W	2736 lm	1597 lm	80	10	60000 h	○	303843
20 W	3000	A/W	2644 lm	1506 lm	80	10	60000 h	○	303844

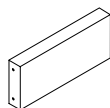


OPTIONAL ACCESSORIES

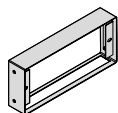
DESCRIPTION	COLOUR	PART NUMBER
MIMIK FLAT		
FLAT Customising ring	●	310446
FLAT Customising ring	●	310447
FLAT Customising ring	○	310448



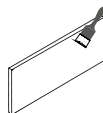
The frame which is available as an accessory, allows the panel to be installed on the luminaire front. The panel can be plastered to match the finish of the wall on which it is to be installed.



MIMIK FLAT



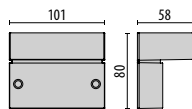
310446 - GR-94
310447 - AN-96
310448 - WH-87



(on request)



POLO+





- GR-94 / Metallic grey / Structured
- AN-96 / Anthracite gray / Structured
- WH-87 / White / Structured

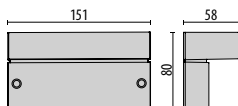
POLO+ ZERO S/EW

IK05 0,70J xx3

WATTAGE	KELVIN	OPTIC	LIGHTSOURCE LUMEN OUTPUT	LUMINAIRE LUMEN OUTPUT	L	B	LIFETIME	COLOUR/ RAL	PART NUMBER
Power LED 220-240 V 50/60 Hz									
6,5 W	4000	S/EW	742 lm	271 lm	70	10	35000 h	●	304544
6,5 W	3000	S/EW	675 lm	237 lm	70	10	35000 h	●	304543
6,5 W	4000	S/EW	742 lm	271 lm	70	10	35000 h	●	304546
6,5 W	3000	S/EW	675 lm	237 lm	70	10	35000 h	●	304545
6,5 W	4000	S/EW	742 lm	271 lm	70	10	35000 h	○	304548
6,5 W	3000	S/EW	675 lm	237 lm	70	10	35000 h	○	304547




Suitable on standard recessed box (503).



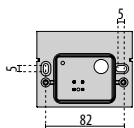
POLO+ 1 S/EW

IK05 0,70J xx3

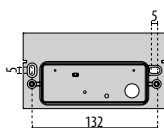
WATTAGE	KELVIN	OPTIC	LIGHTSOURCE LUMEN OUTPUT	LUMINAIRE LUMEN OUTPUT	L	B	LIFETIME	COLOUR/ RAL	PART NUMBER
Power LED 220-240 V 50/60 Hz									
11,5 W	4000	S/EW	1485 lm	488 lm	70	10	35000 h	●	304550
11,5 W	3000	S/EW	1350 lm	474 lm	70	10	35000 h	●	304549
11,5 W	4000	S/EW	1485 lm	488 lm	70	10	35000 h	●	304552
11,5 W	3000	S/EW	1350 lm	474 lm	70	10	35000 h	●	304551
11,5 W	4000	S/EW	1485 lm	488 lm	70	10	35000 h	○	304554
11,5 W	3000	S/EW	1350 lm	474 lm	70	10	35000 h	○	304553



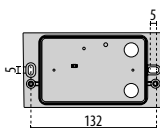
POLO+ ZERO



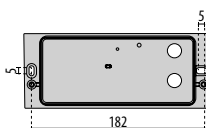
POLO+ 1

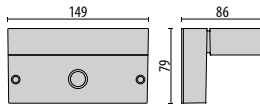


POLO+ 2



POLO+ 3

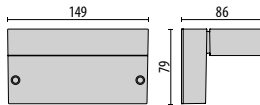





POLO+ 2/I A/EW

IK05 0,70J xx3

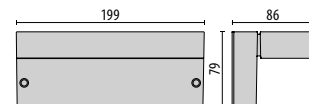

WATTAGE	KELVIN	OPTIC	LIGHTSOURCE LUMEN OUTPUT	LUMINAIRE LUMEN OUTPUT	L	B	LIFETIME	COLOUR/ RAL	PART NUMBER
Power LED 220-240 V 50/60 Hz									
11,5 W	4000	A/EW	1485 lm	451 lm	70	10	35000 h	●	304974
11,5 W	3000	A/EW	1350 lm	438 lm	70	10	35000 h	●	304973
11,5 W	4000	A/EW	1485 lm	451 lm	70	10	35000 h	○	304976
11,5 W	3000	A/EW	1350 lm	438 lm	70	10	35000 h	○	304975



POLO+ 2 A/EW

IK05 0,70J xx3


WATTAGE	KELVIN	OPTIC	LIGHTSOURCE LUMEN OUTPUT	LUMINAIRE LUMEN OUTPUT	L	B	LIFETIME	COLOUR/ RAL	PART NUMBER
Power LED 220-240 V 50/60 Hz									
11,5 W	4000	A/EW	1485 lm	451 lm	70	10	35000 h	●	304556
11,5 W	3000	A/EW	1350 lm	438 lm	70	10	35000 h	●	304555
11,5 W	4000	A/EW	1485 lm	451 lm	70	10	35000 h	●	304558
11,5 W	3000	A/EW	1350 lm	438 lm	70	10	35000 h	●	304557
11,5 W	4000	A/EW	1485 lm	451 lm	70	10	35000 h	○	304560
11,5 W	3000	A/EW	1350 lm	438 lm	70	10	35000 h	○	304559



POLO+ 3 A/EW

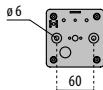
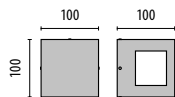

IK05 0,70J xx3

WATTAGE	KELVIN	OPTIC	LIGHTSOURCE LUMEN OUTPUT	LUMINAIRE LUMEN OUTPUT	L	B	LIFETIME	COLOUR/ RAL	PART NUMBER
Power LED 220-240 V 50/60 Hz									
17 W	4000	A/EW	2225 lm	673 lm	70	10	35000 h	●	304562
17 W	3000	A/EW	2025 lm	620 lm	70	10	35000 h	●	304561
17 W	4000	A/EW	2225 lm	673 lm	70	10	35000 h	●	304564
17 W	3000	A/EW	2025 lm	620 lm	70	10	35000 h	●	304563
17 W	4000	A/EW	2225 lm	673 lm	70	10	35000 h	○	304566
17 W	3000	A/EW	2025 lm	620 lm	70	10	35000 h	○	304565



QUASAR 10

design by R. Fiorato - F. Pagliarini




- GR-94 / Metallic grey / Structured
- AN-96 / Anthracite gray / Structured
- WH-87 / White / Structured

QUASAR 10 1WB

IK02 0,20J xx0


WATTAGE	KELVIN	OPTIC	LIGHTSOURCE LUMEN OUTPUT	LUMINAIRE LUMEN OUTPUT	L	B	LIFETIME	COLOUR/ RAL	PART NUMBER
Power LED 220-240 V 50/60 Hz									
3,5 W	4000	R	230 lm	122 lm	80	10	50000 h	●	303355
3,5 W	3000	R	150 lm	100 lm	80	10	50000 h	●	303354
3,5 W	4000	R	230 lm	122 lm	80	10	50000 h	●	303357
3,5 W	3000	R	150 lm	100 lm	80	10	50000 h	●	303356
3,5 W	4000	R	230 lm	122 lm	80	10	50000 h	○	303451
3,5 W	3000	R	150 lm	100 lm	80	10	50000 h	○	303450



QUASAR 10 2WB

IK02 0,20J xx0


WATTAGE	KELVIN	OPTIC	LIGHTSOURCE LUMEN OUTPUT	LUMINAIRE LUMEN OUTPUT	L	B	LIFETIME	COLOUR/ RAL	PART NUMBER
Power LED 220-240 V 50/60 Hz									
6 W	4000	R	460 lm	235 lm	80	10	50000 h	●	303361
6 W	3000	R	300 lm	192 lm	80	10	50000 h	●	303360
6 W	4000	R	460 lm	235 lm	80	10	50000 h	●	303363
6 W	3000	R	300 lm	192 lm	80	10	50000 h	●	303362
6 W	4000	R	460 lm	235 lm	80	10	50000 h	○	303453
6 W	3000	R	300 lm	192 lm	80	10	50000 h	○	303452



QUASAR 10 4WB

IK02 0,20J xx0


WATTAGE	KELVIN	OPTIC	LIGHTSOURCE LUMEN OUTPUT	LUMINAIRE LUMEN OUTPUT	L	B	LIFETIME	COLOUR/ RAL	PART NUMBER
Power LED 220-240 V 50/60 Hz									
10,8 W	4000	R	920 lm	402 lm	80	10	50000 h	●	303349
10,8 W	3000	R	600 lm	329 lm	80	10	50000 h	●	303348
10,8 W	4000	R	920 lm	402 lm	80	10	50000 h	●	303351
10,8 W	3000	R	600 lm	329 lm	80	10	50000 h	●	303350
10,8 W	4000	R	920 lm	402 lm	80	10	50000 h	○	303449
10,8 W	3000	R	600 lm	329 lm	80	10	50000 h	○	303448



QUASAR 10 1NB+1WB

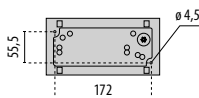
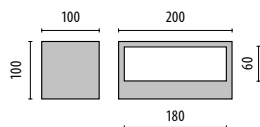
IK02 0,20J xx0

WATTAGE	KELVIN	OPTIC	LIGHTSOURCE LUMEN OUTPUT	LUMINAIRE LUMEN OUTPUT	L	B	LIFETIME	COLOUR/ RAL	PART NUMBER
Power LED 220-240 V 50/60 Hz									
6 W	4000	R	460 lm	141 lm	80	10	50000 h	●	303367
6 W	3000	R	300 lm	113 lm	80	10	50000 h	●	303366
6 W	4000	R	460 lm	141 lm	80	10	50000 h	●	303369
6 W	3000	R	300 lm	113 lm	80	10	50000 h	●	303368
6 W	4000	R	460 lm	141 lm	80	10	50000 h	○	303455
6 W	3000	R	300 lm	113 lm	80	10	50000 h	○	303454



QUASAR 20

design by R. Fiorato - F. Pagliarini




- GR-94 / Metallic grey / Structured
- AN-96 / Anthracite gray / Structured
- WH-87 / White / Structured

QUASAR 20 TECH

IK07 2J xx5


WATTAGE	KELVIN	OPTIC	LIGHTSOURCE LUMEN OUTPUT	LUMINAIRE LUMEN OUTPUT	L	B	LIFETIME	COLOUR/ RAL	PART NUMBER
Power LED 220-240 V 50/60 Hz									
12,5 W	4000	A30/M	1192 lm	765 lm	80	10	50000 h	●	303535
12,5 W	3000	A30/M	1138 lm	695 lm	80	10	50000 h	●	303536
12,5 W	4000	A30/M	1192 lm	765 lm	80	10	50000 h	●	303533
12,5 W	3000	A30/M	1138 lm	695 lm	80	10	50000 h	●	303534
12,5 W	4000	A30/M	1192 lm	765 lm	80	10	50000 h	○	303531
12,5 W	3000	A30/M	1138 lm	695 lm	80	10	50000 h	○	303532



QUASAR 20 DOUBLE TECH

IK07 2J xx5

WATTAGE	KELVIN	OPTIC	LIGHTSOURCE LUMEN OUTPUT	LUMINAIRE LUMEN OUTPUT	L	B	LIFETIME	COLOUR/ RAL	PART NUMBER
Power LED 220-240 V 50/60 Hz									
23 W	4000	A30/M	2384 lm	1332 lm	80	10	50000 h	●	304100
23 W	3000	A30/M	2276 lm	1211 lm	80	10	50000 h	●	304097
23 W	4000	A30/M	2384 lm	1332 lm	80	10	50000 h	●	304101
23 W	3000	A30/M	2276 lm	1211 lm	80	10	50000 h	●	304098
23 W	4000	A30/M	2384 lm	1332 lm	80	10	50000 h	○	304099
23 W	3000	A30/M	2276 lm	1211 lm	80	10	50000 h	○	304096



QUASAR 20 M

IK06 1J xx3


WATTAGE	KELVIN	OPTIC	LIGHTSOURCE LUMEN OUTPUT	LUMINAIRE LUMEN OUTPUT	L	B	LIFETIME	COLOUR/ RAL	PART NUMBER
Power LED 220-240 V 50/60 Hz									
12,5 W	4000	S/EW	1192 lm	448 lm	80	10	50000 h	●	303541
12,5 W	3000	S/EW	1138 lm	407 lm	80	10	50000 h	●	303542
12,5 W	4000	S/EW	1192 lm	448 lm	80	10	50000 h	●	303539
12,5 W	3000	S/EW	1138 lm	407 lm	80	10	50000 h	●	303540
12,5 W	4000	S/EW	1192 lm	448 lm	80	10	50000 h	○	303537
12,5 W	3000	S/EW	1138 lm	407 lm	80	10	50000 h	○	303538



QUASAR 20 B

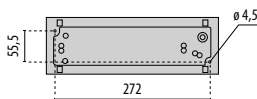
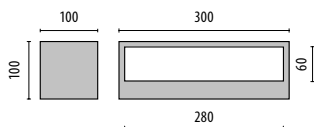
IK06 1J xx3

WATTAGE	KELVIN	OPTIC	LIGHTSOURCE LUMEN OUTPUT	LUMINAIRE LUMEN OUTPUT	L	B	LIFETIME	COLOUR/ RAL	PART NUMBER
Power LED 220-240 V 50/60 Hz									
23 W	4000	S/EW	2384 lm	910 lm	80	10	50000 h	●	303547
23 W	3000	S/EW	2276 lm	827 lm	80	10	50000 h	●	303548
23 W	4000	S/EW	2384 lm	910 lm	80	10	50000 h	●	303545
23 W	3000	S/EW	2276 lm	827 lm	80	10	50000 h	●	303546
23 W	4000	S/EW	2384 lm	910 lm	80	10	50000 h	○	303543
23 W	3000	S/EW	2276 lm	827 lm	80	10	50000 h	○	303544



QUASAR 30

design by R. Fiorato - F. Pagliarini




- GR-94 / Metallic grey / Structured
- AN-96 / Anthracite gray / Structured
- WH-87 / White / Structured

QUASAR 30 TECH

IK07 2J xx5


WATTAGE	KELVIN	OPTIC	LIGHTSOURCE LUMEN OUTPUT	LUMINAIRE LUMEN OUTPUT	L	B	LIFETIME	COLOUR/ RAL	PART NUMBER
Power LED 220-240 V 50/60 Hz									
23 W	4000	A30/M	2384 lm	1505 lm	80	10	50000 h	●	303553
23 W	3000	A30/M	2276 lm	1350 lm	80	10	50000 h	●	303554
23 W	4000	A30/M	2384 lm	1505 lm	80	10	50000 h	●	303551
23 W	3000	A30/M	2276 lm	1350 lm	80	10	50000 h	●	303552
23 W	4000	A30/M	2384 lm	1505 lm	80	10	50000 h	○	303549
23 W	3000	A30/M	2276 lm	1350 lm	80	10	50000 h	○	303550



QUASAR 30 DOUBLE TECH

IK07 2J xx5

WATTAGE	KELVIN	OPTIC	LIGHTSOURCE LUMEN OUTPUT	LUMINAIRE LUMEN OUTPUT	L	B	LIFETIME	COLOUR/ RAL	PART NUMBER
Power LED 220-240 V 50/60 Hz									
32 W	4000	A30/M	3920 lm	2251 lm	80	10	50000 h	●	304106
32 W	3000	A30/M	3744 lm	2046 lm	80	10	50000 h	●	304103
32 W	4000	A30/M	3920 lm	2251 lm	80	10	50000 h	●	304107
32 W	3000	A30/M	3744 lm	2046 lm	80	10	50000 h	●	304104
32 W	4000	A30/M	3920 lm	2251 lm	80	10	50000 h	○	304105
32 W	3000	A30/M	3744 lm	2046 lm	80	10	50000 h	○	304102



QUASAR 30 M

IK06 1J xx3


WATTAGE	KELVIN	OPTIC	LIGHTSOURCE LUMEN OUTPUT	LUMINAIRE LUMEN OUTPUT	L	B	LIFETIME	COLOUR/ RAL	PART NUMBER
Power LED 220-240 V 50/60 Hz									
23 W	4000	S/EW	2384 lm	681 lm	80	10	50000 h	●	303559
23 W	3000	S/EW	2276 lm	623 lm	80	10	50000 h	●	303560
23 W	4000	S/EW	2384 lm	681 lm	80	10	50000 h	●	303557
23 W	3000	S/EW	2276 lm	623 lm	80	10	50000 h	●	303558
23 W	4000	S/EW	2384 lm	681 lm	80	10	50000 h	○	303555
23 W	3000	S/EW	2276 lm	623 lm	80	10	50000 h	○	303556



QUASAR 30 B

IK06 1J xx3

WATTAGE	KELVIN	OPTIC	LIGHTSOURCE LUMEN OUTPUT	LUMINAIRE LUMEN OUTPUT	L	B	LIFETIME	COLOUR/ RAL	PART NUMBER
Power LED 220-240 V 50/60 Hz									
32 W	4000	S/EW	3920 lm	1148 lm	80	10	50000 h	●	303565
32 W	3000	S/EW	3744 lm	1044 lm	80	10	50000 h	●	303566
32 W	4000	S/EW	3920 lm	1148 lm	80	10	50000 h	●	303563
32 W	3000	S/EW	3744 lm	1044 lm	80	10	50000 h	●	303564
32 W	4000	S/EW	3920 lm	1148 lm	80	10	50000 h	○	303561
32 W	3000	S/EW	3744 lm	1044 lm	80	10	50000 h	○	303562



QUASAR 30 TECH EM/3P

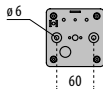
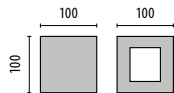
IK07 2J xx5

WATTAGE	KELVIN	OPTIC	LIGHTSOURCE LUMEN OUTPUT	LUMINAIRE LUMEN OUTPUT	L	B	LIFETIME	COLOUR/ RAL	PART NUMBER
Power LED- Emergency 220-240 V 50/60 Hz									
23 W+1,1 W	4000	A30/M	2384 lm	1505 lm	80	10	50000 h	●	304346
23 W+1,1 W	3000	A30/M	2276 lm	1350 lm	80	10	50000 h	●	304345
23 W+1,1 W	4000	A30/M	2384 lm	1505 lm	80	10	50000 h	●	304197
23 W+1,1 W	3000	A30/M	2276 lm	1350 lm	80	10	50000 h	●	304196
23 W+1,1 W	4000	A30/M	2384 lm	1505 lm	80	10	50000 h	○	304348
23 W+1,1 W	3000	A30/M	2276 lm	1350 lm	80	10	50000 h	○	304347



QUASAR 10 CEILING

design by R. Fiorato - F. Pagliarini




- GR-94 / Metallic grey / Structured
- AN-96 / Anthracite gray / Structured
- WH-87 / White / Structured

QUASAR 10 CEILING

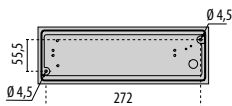

IK06 1J xx3

WATTAGE	KELVIN	OPTIC	LIGHTSOURCE LUMEN OUTPUT	LUMINAIRE LUMEN OUTPUT	L	B	LIFETIME	COLOUR/ RAL	PART NUMBER
Power LED 230 V 50 Hz									
5 W	3000	S/EW	500 lm	221 lm	70	10	60000 h	●	304487
5 W	3000	S/EW	500 lm	221 lm	70	10	60000 h	●	304489
5 W	3000	S/EW	500 lm	221 lm	70	10	60000 h	○	304491
4,5 W	4000	S/EW	400 lm	201 lm	80	10	40000 h	●	304488
4,5 W	4000	S/EW	400 lm	201 lm	80	10	40000 h	●	304490
4,5 W	4000	S/EW	400 lm	201 lm	80	10	40000 h	○	304492



QUASAR 30 CEILING

design by R. Fiorato - F. Pagliarini




- GR-94 / Metallic grey / Structured
- AN-96 / Anthracite gray / Structured
- WH-87 / White / Structured

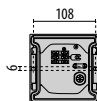
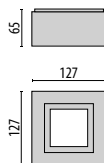

QUASAR 30 CEILING

IK07 2J xx5

WATTAGE	KELVIN	OPTIC	LIGHTSOURCE LUMEN OUTPUT	LUMINAIRE LUMEN OUTPUT	L	B	LIFETIME	COLOUR/ RAL	PART NUMBER
Power LED 220-240 V 50/60 Hz									
23 W	4000	S/I	2384 lm	1652 lm	80	10	50000 h	●	306177
23 W	3000	S/I	2276 lm	1482 lm	80	10	50000 h	●	306178
23 W	4000	S/I	2384 lm	1652 lm	80	10	50000 h	●	306175
23 W	3000	S/I	2276 lm	1482 lm	80	10	50000 h	●	306176
23 W	4000	S/I	2384 lm	1652 lm	80	10	50000 h	○	306174
23 W	3000	S/I	2276 lm	1482 lm	80	10	50000 h	○	306131



MIMIK 10 CEILING

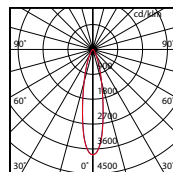


- GR-94 / Metallic grey / Structured
- AN-96 / Anthracite gray / Structured
- WH-87 / White / Structured

MIMIK 10 CEILING C/I

IK06 1J xx3

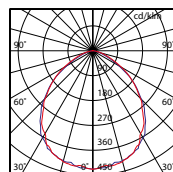
WATTAGE	KELVIN	OPTIC	LIGHTS SOURCE LUMEN OUTPUT	LUMINAIRE LUMEN OUTPUT	L	B	LIFETIME	COLOR/ RAL	PART NUMBER
Power LED 220-240 V 50/60 Hz									
10 W	4000	C/I	1120 lm	690 lm	80	10	60000 h	●	304875
10 W	3000	C/I	1040 lm	600 lm	80	10	60000 h	●	304872
10 W	4000	C/I	1120 lm	690 lm	80	10	60000 h	●	304874
10 W	3000	C/I	1040 lm	600 lm	80	10	60000 h	●	304871
10 W	4000	C/I	1120 lm	690 lm	80	10	60000 h	○	304876
10 W	3000	C/I	1040 lm	600 lm	80	10	60000 h	○	304873



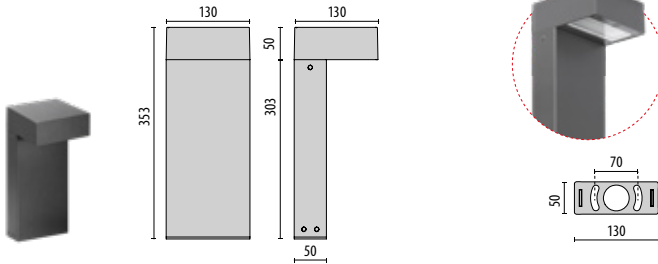
MIMIK 10 CEILING TECH

IK06 1J xx3

WATTAGE	KELVIN	OPTIC	LIGHTS SOURCE LUMEN OUTPUT	LUMINAIRE LUMEN OUTPUT	L	B	LIFETIME	COLOR/ RAL	PART NUMBER
Power LED 220-240 V 50/60 Hz									
10 W	4000	C/EW	1120 lm	806 lm	80	10	60000 h	●	304881
10 W	3000	C/EW	1040 lm	701 lm	80	10	60000 h	●	304878
10 W	4000	C/EW	1120 lm	806 lm	80	10	60000 h	●	304880
10 W	3000	C/EW	1040 lm	701 lm	80	10	60000 h	●	304877
10 W	4000	C/EW	1120 lm	806 lm	80	10	60000 h	○	304882
10 W	3000	C/EW	1040 lm	701 lm	80	10	60000 h	○	304879



MIMIK 10 POST



- GR-94 / Metallic grey / Structured
- AN-96 / Anthracite grey / Structured

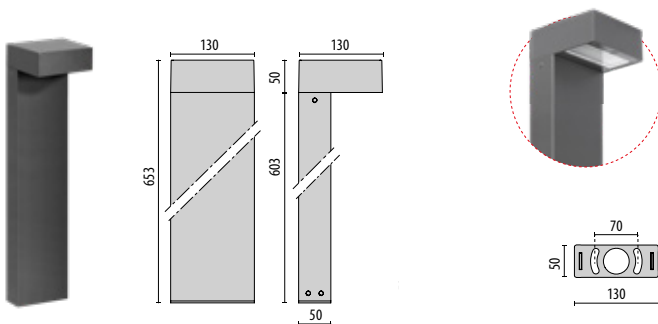
MIMIK 10 POST 300

IK08 5J xx5

WATTAGE	KELVIN	OPTIC	LIGHTSOURCE LUMEN OUTPUT	LUMINAIRE LUMEN OUTPUT	L	B	LIFETIME	COLOUR/ RAL	PART NUMBER
Power LED 220-240 V 50/60 Hz									
11 W	4000	A/I	1075 lm	915 lm	80	10	60000 h	●	304619
11 W	3000	A/I	1006 lm	745 lm	80	10	60000 h	●	304617
11 W	4000	A/I	1075 lm	915 lm	80	10	60000 h	●	304620
11 W	3000	A/I	1006 lm	745 lm	80	10	60000 h	●	304618



Pre-wired with
0,2 m H05RN-F
cable + IP 68
Fast Connector.



MIMIK 10 POST 600

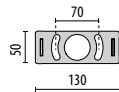
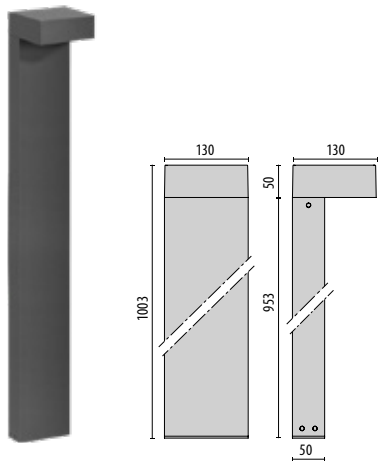
IK08 5J xx5

WATTAGE	KELVIN	OPTIC	LIGHTSOURCE LUMEN OUTPUT	LUMINAIRE LUMEN OUTPUT	L	B	LIFETIME	COLOUR/ RAL	PART NUMBER
Power LED 220-240 V 50/60 Hz									
11 W	4000	A/I	1075 lm	915 lm	80	10	60000 h	●	304615
11 W	3000	A/I	1006 lm	745 lm	80	10	60000 h	●	304613
11 W	4000	A/I	1075 lm	915 lm	80	10	60000 h	●	304616
11 W	3000	A/I	1006 lm	745 lm	80	10	60000 h	●	304614



Pre-wired with
0,2 m H05RN-F
cable + IP 68
Fast Connector.

zone
PMR



MIMIK 10 POST 1000

IK08 5J xx5

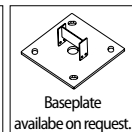
WATTAGE	KELVIN	OPTIC	LIGHTSOURCE LUMEN OUTPUT	LUMINAIRE LUMEN OUTPUT	L	B	LIFETIME	COLOUR/ RAL	PART NUMBER
Power LED 220-240 V 50/60 Hz									
10 W	4000	CP/T3	1076 lm	762 lm	80	10	60000 h	●	306555
10 W	3000	CP/T3	1000 lm	719 lm	80	10	60000 h	●	306554
10 W	4000	CP/T3	1076 lm	762 lm	80	10	60000 h	●	306553
10 W	3000	CP/T3	1000 lm	719 lm	80	10	60000 h	●	306552



Pre-wired with
0,2 m H05RN-F
cable + IP 68
Fast Connector.

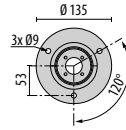
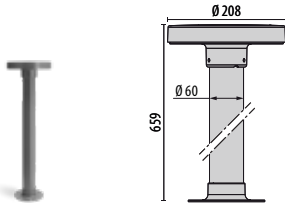
OPTIONAL ACCESSORIES

DESCRIPTION	COLOUR	PART NUMBER
Connection Kit Y 3-way Ø 7-10.5 mm IP 68		310496
Baseplate 273x273 mm		on request



PADO

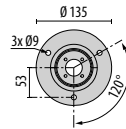
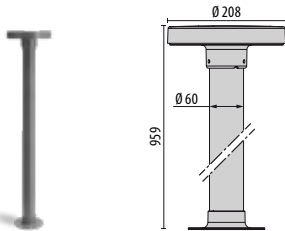
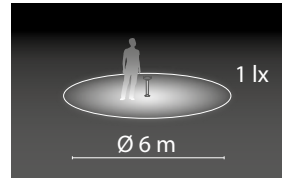
design by Alessandro Pedretti



PADO 600

IK05 0,70J xx3

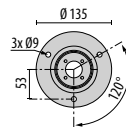
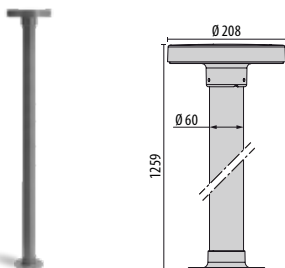
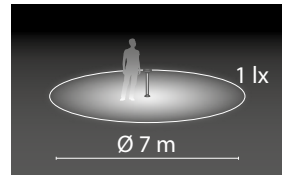
WATTAGE	KELVIN	OPTIC	LIGHTSOURCE LUMEN OUTPUT	LUMINAIRE LUMEN OUTPUT	L	B	LIFETIME	COLOUR/ RAL	PART NUMBER
Power LED 220-240 V 50/60 Hz									
20 W	4000	S/EW	2061 lm	1160 lm	80	10	60000 h	●	304086
20 W	3000	S/EW	1974 lm	1080 lm	80	10	60000 h	●	304084
20 W	4000	S/EW	2061 lm	1160 lm	80	10	60000 h	●	304087
20 W	3000	S/EW	1974 lm	1080 lm	80	10	60000 h	●	304085



PADO 900

IK05 0,70J xx3

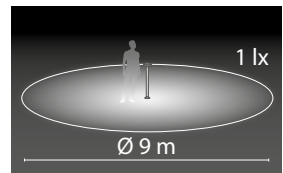
WATTAGE	KELVIN	OPTIC	LIGHTSOURCE LUMEN OUTPUT	LUMINAIRE LUMEN OUTPUT	L	B	LIFETIME	COLOUR/ RAL	PART NUMBER
Power LED 220-240 V 50/60 Hz									
20 W	4000	S/EW	2061 lm	1160 lm	80	10	60000 h	●	304090
20 W	3000	S/EW	1974 lm	1080 lm	80	10	60000 h	●	304088
20 W	4000	S/EW	2061 lm	1160 lm	80	10	60000 h	●	304091
20 W	3000	S/EW	1974 lm	1080 lm	80	10	60000 h	●	304089

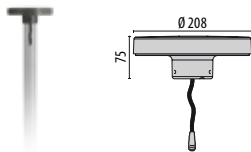


PADO 1200

IK05 0,70J xx3

WATTAGE	KELVIN	OPTIC	LIGHTSOURCE LUMEN OUTPUT	LUMINAIRE LUMEN OUTPUT	L	B	LIFETIME	COLOUR/ RAL	PART NUMBER
Power LED 220-240 V 50/60 Hz									
20 W	4000	S/EW	2061 lm	1160 lm	80	10	60000 h	●	306354
20 W	3000	S/EW	1974 lm	1080 lm	80	10	60000 h	●	306352
20 W	4000	S/EW	2061 lm	1160 lm	80	10	60000 h	●	306355
20 W	3000	S/EW	1974 lm	1080 lm	80	10	60000 h	●	306353





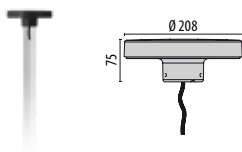
PADO

IK05 0,70J xx3

WATTAGE	KELVIN	OPTIC	LIGHTSOURCE LUMEN OUTPUT	LUMINAIRE LUMEN OUTPUT	L	B	LIFETIME	COLOUR/ RAL	PART NUMBER
Power LED 220-240 V 50/60 Hz									
20 W	4000	S/EW	2061 lm	1160 lm	80	10	60000 h	●	304094
20 W	3000	S/EW	1974 lm	1080 lm	80	10	60000 h	●	304092
20 W	4000	S/EW	2061 lm	1160 lm	80	10	60000 h	●	304095
20 W	3000	S/EW	1974 lm	1080 lm	80	10	60000 h	●	304093
20 W	4000	S/EW	2061 lm	1160 lm	80	10	60000 h	●	30409490100
20 W	3000	S/EW	1974 lm	1080 lm	80	10	60000 h	●	30409290100



Pre-wired with
0,2 m H05RN-F
cable + IP 68
Fast Connector.



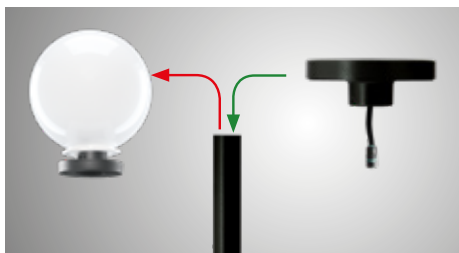
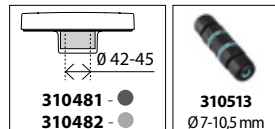
PADO BASIC

IK05 0,70J xx3

WATTAGE	KELVIN	OPTIC	LIGHTSOURCE LUMEN OUTPUT	LUMINAIRE LUMEN OUTPUT	L	B	LIFETIME	COLOUR/ RAL	PART NUMBER
Power LED 220-240 V 50/60 Hz									
9.5 W	4000	S/EW	1494 lm	859 lm	80	10	60000 h	●	306290
9.5 W	3000	S/EW	1417 lm	823 lm	80	10	60000 h	●	306289

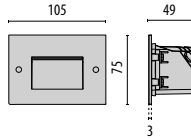
OPTIONAL ACCESSORIES

DESCRIPTION	COLOUR	PART NUMBER
Connection Kit Ø 7-10.5 mm IP68.		310513
Pole top adaptor Ø 45 mm PADO	●	310481
Pole top adaptor Ø 45 mm PADO	●	310482



The fitting is suitable for LED re-lamping.

INSERT+ ZERO



- GR-94 / Metallic grey / Structured
- AN-96 / Anthracite gray / Structured
- WH-87 / White / Structured

INSERT+ ZERO

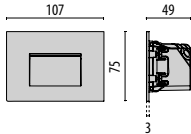
IK08 5J xx5

WATTAGE	KELVIN	OPTIC	LIGHTSOURCE LUMEN OUTPUT	LUMINAIRE LUMEN OUTPUT	L	B	LIFETIME	COLOUR/ RAL	PART NUMBER
Power LED 220-240 V 50/60 Hz									
5W	4000	A29/M	530 lm	142 lm	90	10	36000 h	●	304111
5W	3000	A29/M	511 lm	125 lm	90	10	36000 h	●	304110
5W	4000	A29/M	530 lm	142 lm	90	10	36000 h	●	304113
5W	3000	A29/M	511 lm	125 lm	90	10	36000 h	●	304112
5W	4000	A29/M	530 lm	142 lm	90	10	36000 h	○	304109
5W	3000	A29/M	511 lm	125 lm	90	10	36000 h	○	304108



Recessed box (503) included.

INSERT+ ZERO CLIP (NO SCREWS) *



- GR-94 / Metallic grey / Structured
- AN-96 / Anthracite gray / Structured
- WH-87 / White / Structured

INSERT+ ZERO CLIP


IK08 5J xx5

WATTAGE	KELVIN	OPTIC	LIGHTSOURCE LUMEN OUTPUT	LUMINAIRE LUMEN OUTPUT	L	B	LIFETIME	COLOUR/ RAL	PART NUMBER
Power LED 220-240 V 50/60 Hz									
5W	3000	A/M	511 lm	142 lm	80	10	60000 h	●	3100064
5W	3000	A/M	511 lm	142 lm	80	10	60000 h	●	3100066
5W	3000	A/M	511 lm	142 lm	80	10	60000 h	○	3100062



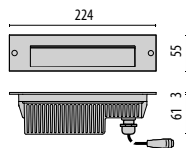
Recessed box (503) included.

* Available after September 2018.



The fitting is suitable for through-wiring.

INSERT+ 1



- GR-94 / Metallic grey / Structured
- AN-96 / Anthracite gray / Structured
- WH-87 / White / Structured

INSERT+ 1

IK07 2J xx5

WATTAGE	KELVIN	OPTIC	LIGHTSOURCE LUMEN OUTPUT	LUMINAIRE LUMEN OUTPUT	L	B	LIFETIME	COLOUR/ RAL	PART NUMBER
Power LED 220-240 V 50/60 Hz									
7W	4000	A37/M	850 lm	275 lm	80	10	60000 h	●	304117
7W	3000	A37/M	825 lm	250 lm	80	10	60000 h	●	304116
7W	4000	A37/M	850 lm	275 lm	80	10	60000 h	●	304119
7W	3000	A37/M	825 lm	250 lm	80	10	60000 h	●	304118
7W	4000	A37/M	850 lm	275 lm	80	10	60000 h	○	304115
7W	3000	A37/M	825 lm	250 lm	80	10	60000 h	○	304114

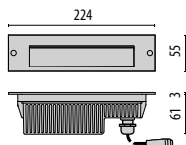


The product is provided precabled with brass cable clamp.



Pre-wired with 0,2 m H05RN-F cable + IP 68 Fast Connector.

INSERT+ 1 MARINE



- BR-10 / Natural brass / Glossy

INSERT+ 1 MARINE

IK07 2J xx5

WATTAGE	KELVIN	OPTIC	LIGHTSOURCE LUMEN OUTPUT	LUMINAIRE LUMEN OUTPUT	L	B	LIFETIME	COLOUR/ RAL	PART NUMBER
Power LED 220-240 V 50/60 Hz									
7W	4000	A37/M	850 lm	354 lm	80	10	60000 h	●	304792
7W	3000	A37/M	825 lm	325 lm	80	10	60000 h	●	304791



The product is provided precabled with brass cable clamp.

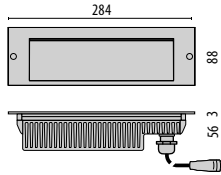


Pre-wired with 0,2 m H05RN-F cable + IP 68 Fast Connector.

OPTIONAL ACCESSORIES

DESCRIPTION	COLOUR	PART NUMBER
Recessed box INSERT+ 1	-	310475
Adaptor INSERT+ 1	○	310476
Adaptor INSERT+ 1	●	310477
Adaptor INSERT+ 1	●	310478

INSERT+ 2



- GR-94 / Metallic grey / Structured
- AN-96 / Anthracite gray / Structured
- WH-87 / White / Structured

INSERT+ 2

IK07 2J xx5

WATTAGE	KELVIN	OPTIC	LIGHTSOURCE LUMEN OUTPUT	LUMINAIRE LUMEN OUTPUT	L	B	LIFETIME	COLOUR/ RAL	PART NUMBER
Power LED 220-240 V 50/60 Hz									
10 W	4000	A25/W	1410 lm	553 lm	80	10	60000 h	●	304123
10 W	3000	A25/W	1350 lm	503 lm	80	10	60000 h	●	304122
10 W	4000	A25/W	1410 lm	553 lm	80	10	60000 h	●	304125
10 W	3000	A25/W	1350 lm	503 lm	80	10	60000 h	●	304124
10 W	4000	A25/W	1410 lm	553 lm	80	10	60000 h	○	304121
10 W	3000	A25/W	1350 lm	503 lm	80	10	60000 h	○	304120




The product is provided precabled with brass cable clamp.

Pre-wired with 0,2 m H05RN-F cable + IP 68 Fast Connector.

OPTIONAL ACCESSORIES

DESCRIPTION	COLOUR	PART NUMBER
Adaptor INSERT+ 2	○	310487
Adaptor INSERT+ 2	●	310488
Adaptor INSERT+ 2	●	310489
Recessed box INSERT+ 2	-	310490
Connection Kit Y 3-way Ø 14-17 mm IP 68	-	310495
Connection Kit Y 3-way Ø 7-10,5 mm IP 68	-	310496



The fitting is suitable for through-wiring.



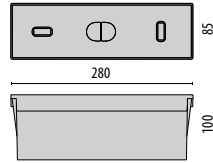
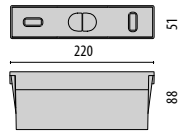
Complete unit

1A+1B = please order 2 codes

COMPONENTS	
A	luminaire
B	recessed fixing kit




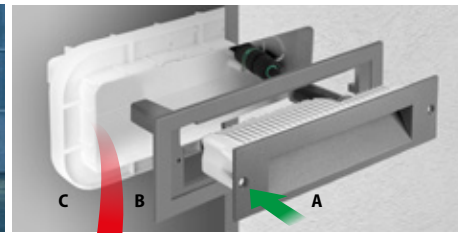
Equipped with a cover with spirit levels.



or



INSERT



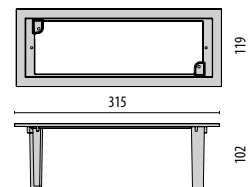
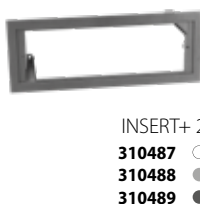
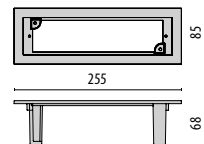
INSERT+



Complete unit

1A+1B = please order 2 codes

COMPONENTS	
A	luminaire
B	adaptor
C	recessed fixing kit



PERFORMANCE **iN** LIGHTING

The data contained in this brochure is for reference purposes only and does not involve any commitment by Performance in Lighting S.p.A., which reserves the right to make all necessary changes without prior notice. Partial or complete reproduction of this brochure is forbidden.



PERFORMANCE iN LIGHTING S.p.A.

Viale del Lavoro 9/11
37030 Colognola ai Colli (VR) - Italia
Ph +39 045 61 59 211
Fax +39 045 61 59 292

www.performanceinlighting.com

